



Franklin County, Ohio
**Comprehensive Annual
Financial Report**

For the Year Ended December 31, 2017

Clarence E. Mingo, II
Franklin County Auditor





The Umbrella Girl

Bert Stevens, village resident, describes the history of Schiller Park's Umbrella Girl as one of intrigue and urban legend. In 1872, Schiller Park's superintendent, Capt. J.L. Stelzig, had the city purchase Canova's statue, Hebe, to be placed just south of the brick cottage at City Park and Stewart. Hebe, the goddess of youth, was installed in a handsome basin as a drinking fountain offering very "quaint-looking" tin cups for park visitors to fill with her "elixir of youth and virtue."

In the 1920's, her role changed. A copper umbrella was "jerry-rigged" with wires to shield her from the newly plumbed rain which continuously flowed down her umbrella while she again offered solace to park visitors from her new vantage-point in the center of a shallow pond.

During the early 1950's, her role dramatically changed. The umbrella girl vacated the pond, not by choice, and became Schiller Park's "missing umbrella girl." Even though searches were launched, newspaper appeals written and her story repeated countless times, her disappearance has remained a mystery.

While the legend of her mysterious disappearance grew, so did villagers' dreams of a new umbrella girl. Enter Joan Wobst, Columbus sculptor, who when approached by Janet Druen, offered to sculpt and donate to the German Village Society her version of an umbrella girl. And with that act of love, a new and exciting chapter of Schiller Park's history began.

The chapter unfolds with Joan's vision of a young German girl rather than the goddess Hebe. Her model – her daughter Andi; her point of reference – Schiller Park's German legacy; her inspiration – a village that cared. As Joan gave substance and meaning to hunks of clay, an endearing young girl emerged, clad in a dirndle and carrying her shoes while holding an umbrella.

Meanwhile Phil Kientz, a village native, designed her home. The pond's octagonal shape is her umbrella in reverse; the buff coloring of the sandstone complements both the bronze of the statue and other architectural elements in the park; the design carved into the stone panels is reflective of an early architectural motif found in many doors and cornices throughout the village.

The Umbrella Girl fountain and the Grace Highfield Memorial Garden were dedicated on Sunday, October 13, 1996.

Cover photo taken by Brian Katz

Comprehensive Annual Financial Report

For the Year Ended December 31, 2017



Clarence E. Mingo, II Franklin County Auditor

Prepared by the Fiscal Services Division

Robert L. Caldwell, CPA – Chief Financial Officer

K. Royce Chesser, CPA – Supervisor

Financial Reporting:

Ernest R. Francis Shawndreka A. Watson
Lea S. Steinberger Norma J. Maestas-Grapp
Phillip K. Banks

Accounts Payable:

Jeffrey F. Roose – Supervisor
Melissa A. Belhorn Slavica Damceski
Janet L. Jones Cinda C. Stuhr

Payroll:

Joseph M. Whittaker – Supervisor
Marian F. Dancy Edward D. O’Block
Tonya J. Wade

Financial Services:

Richard P. McGivern – Supervisor
Todd S. Adamson Jacalyn E. Federer
Kerri L. Ritchie

FRANKLIN COUNTY, OHIO



373 South High Street, 21st Floor
Columbus, Ohio 43215-6310
(614) 525-7399

<http://www.FranklinCountyAuditor.com>

Table of Contents

I **Introductory Section**

Letter of Transmittalv
GFOA Certificate of Achievementxvi
Franklin County Government Organizational Chart xvii
Franklin County Elected Officials xviii

II **Financial Section**

Independent Auditor’s Report1
Management’s Discussion and Analysis5
Basic Financial Statements:
Government-wide Financial Statements:
Statement of Net Position18
Statement of Activities21
Fund Financial Statements:
Governmental Funds:
Balance Sheet22
Reconciliation of Total Governmental Fund Balances to Net Position of
Governmental Activities24
Statement of Revenues, Expenditures and Changes in Fund Balances –
Governmental Funds26
Reconciliation of the Statement of Revenues, Expenditures and Changes
in Fund Balances of Governmental Funds to the Statement
of Activities28
Statements of Revenues, Expenditures and Changes in Fund Balances –
Budget and Actual (Non-GAAP Budgetary Basis):
General Fund29
Board of Developmental Disabilities (FCBDD) Fund30
Children Services Board Fund31
Alcohol, Drug and Mental Health (ADAMH) Board Fund32
Proprietary Funds:
Statement of Net Position.....33
Statement of Revenues, Expenses and Changes in Net Position34
Statement of Cash Flows.....35
Fiduciary Funds:
Statement of Assets and Liabilities36
Notes to the Basic Financial Statements37

FRANKLIN COUNTY, OHIO

Required Supplemental Information:

Schedule of the County's Proportionate Share of the Net Pension Liability	105
Schedule of County Contributions	106
Notes to the Required Supplemental Information	108

Combining Statements and Individual Fund Schedules:

Governmental Funds:

Fund Descriptions	110
Combining Balance Sheet – Nonmajor Governmental Funds	112
Combining Balance Sheet – Nonmajor Special Revenue Funds	113
Combining Balance Sheet – Nonmajor Debt Service Funds	117
Combining Balance Sheet – Nonmajor Capital Projects Funds	118
Combining Statement of Revenues, Expenditures and Changes in Fund Balances – Nonmajor Governmental Funds	120
Combining Statement of Revenues, Expenditures and Changes in Fund Balances – Nonmajor Special Revenue Funds	121
Combining Statement of Revenues, Expenditures and Changes in Fund Balances – Nonmajor Debt Service Funds	125
Combining Statement of Revenues, Expenditures and Changes in Fund Balances – Nonmajor Capital Projects Funds	126

Individual Fund Schedules of Revenues, Expenditures and Changes in Fund Balance – Budget and Actual (Non-GAAP Budgetary Basis):

Major Funds	128
Nonmajor Funds	137

Combining Statements and Individual Fund Schedules:

Proprietary Funds:

Enterprise Funds

Fund Descriptions	165
Individual Fund Schedules of Revenues, Expenses and Changes in Fund Equity – Budget and Actual (Non-GAAP Budgetary Basis)	166

Internal Service Funds:

Fund Descriptions	169
Combining Statement of Net Position	170
Combining Statement of Revenues, Expenses and Changes in Net Position	171
Combining Statement of Cash Flows	172
Individual Fund Schedules of Revenues, Expenses and Changes in Fund Equity – Budget and Actual (Non-GAAP Budgetary Basis)	173

FRANKLIN COUNTY, OHIO

Combining Statements and Individual Fund Schedules:

Combining Statement

Fiduciary Funds – Agency:

Fund Descriptions175

Combining Statement of Changes in Fiduciary Assets and Liabilities.....176

Combining Statement

Component Units:

Descriptions177

Combining Statement of Net Position178

Combining Statement of Activities179

III

Statistical Section

	Table	Page
Statistical Section Descriptions		S-1
Net Position by Component – Last Ten Years.....	1	S-3
Changes in Net Position – Last Ten Years.....	2	S-4
Fund Balances, Governmental Funds – Last Ten Years.....	3	S-6
Changes in Fund Balances, Governmental Funds – Last Ten Years.....	4	S-7
Assessed and Estimated Actual Value of Taxable Property – Last Ten Years.....	5	S-8
Assessed Valuation of the County by Classification – Last Ten Years.....	6	S-9
Real Property Value and Construction– Last Ten Years.....	7	S-10
Property Taxes on a \$100,000 Owner-Occupied Home or a Business.....	8	S-11
Property Tax Rates – Direct and Overlapping Governments – Last Ten Years.....	9	S-12
Principal Property Taxpayers – Current Year and Nine Years Ago.....	10	S-14
Property Tax Levies and Collections – Last Ten Years.....	11	S-15
Property Tax Levies – Voted and Unvoted – Current Year and Nine Years Ago.....	12	S-16
Other Major General Fund Revenue Sources – Last Ten Years.....	13	S-17
Ratios of Outstanding Debt by Type – Last Ten Years.....	14	S-18
Ratios of General Bonded Debt Outstanding – Last Ten Years.....	15	S-19
Computation of Legal Debt Margin – Last Ten Years.....	16	S-20
Outstanding Debt – Current Year and Nine Years Ago.....	17	S-21
Computation of Direct and Overlapping Debt.....	18	S-22
Pledged Revenue Coverage for Special Obligations – Last Ten Years.....	19	S-23
Demographic and Economic Statistics – Last Ten Years.....	20	S-24
Principal Employers – Current Year and Nine Years Ago.....	21	S-25
County Government Employees by Function/Activity – Last Ten Years.....	22	S-26
Operating Indicators and Capital Asset Statistics – Last Ten Years.....	23	S-27
Securities and Exchange Commission Rule 15c2-12 Compliance Information.....	24	S-30

FRANKLIN COUNTY, OHIO





June 27, 2018

Citizens of Franklin County, Ohio:

As Auditor of Franklin County, Ohio, (the County), I am pleased to present the Comprehensive Annual Financial Report (CAFR) for the fiscal year ended December 31, 2017. This CAFR conforms to generally accepted accounting principles (GAAP) as applicable to local government entities. The report has been filed with the Auditor of State pursuant to Ohio Revised Code (ORC) Section 117.38. Responsibility for the accuracy of the data and the completeness and fairness of the presentation rests with the County's management. We believe the data is accurate in all material respects and fairly reflects the County's financial position and the results of its operations. All disclosures necessary to enable the reader to gain an understanding of the County's financial activities have been included.

In implementing the County's integrated, automated accounting system, consideration was given to incorporating sound internal controls. Internal controls are designed to provide reasonable, but not absolute, assurance regarding the safeguarding of assets against loss from unauthorized use or disposition, and the reliability and accuracy of financial records for preparing financial statements and maintaining accountability for assets. The concept of reasonable assurance is based on the assumption that the cost of the controls should not outweigh their benefits. The accounting system encompasses appropriations, encumbrances, expenditures, revenues, payroll and capital assets and ensures the financial information generated is both accurate and reliable.

In County government, internal controls are enhanced through the separation of powers. The Commissioners, the Auditor and the Treasurer share the management and administration of the County's financial resources, providing an inherent system of checks and balances. Each of the County's elected officials and agency directors is responsible for internal controls over the cash collection function within their office. Some County offices and agencies hold money in bank accounts outside the County treasury. The individual offices and agencies are responsible for the transaction activity through and reconciliation of those accounts.

Uniform Guidance requires an independent audit to be conducted annually. The audit, which includes procedures to fulfill federal Single Audit requirements, serves to maintain and strengthen the integrity of the County's accounting and budgetary controls. Included in this CAFR is the report of Dave Yost, Auditor of State. The State Auditor has issued an unmodified ("clean") opinion on the County's financial statements for the year ended December 31, 2017. The Single Audit, which meets the Uniform Guidance requirements, is published under separate cover and can be obtained by visiting <https://ohioauditor.gov/audits> or by sending a written request to the Franklin County Auditor, Fiscal Services Division, 373 South High Street, 21st Floor, Columbus, Ohio 43215-6310.

Management's Discussion and Analysis (MD&A) provides a narrative introduction, overview and analysis to accompany the basic financial statements. This letter of transmittal is designed to complement the MD&A and should be read in conjunction with it. The MD&A begins on page 5, immediately following the Independent Auditor's Report.

FRANKLIN COUNTY, OHIO

Letter of Transmittal For the Year Ended December 31, 2017

Each year we also publish the Franklin County Popular Annual Financial Report (PAFR) that provides significant financial information in a reader-friendly format. Unlike this CAFR, the PAFR does not conform to GAAP and should be used as a supplement to, not in place of, the CAFR. Both the CAFR and the PAFR can be accessed through the Internet on our web site at <http://www.FranklinCountyAuditor.com>.

Profile of Franklin County Government

Formed in 1803, Franklin County is a political subdivision of the State of Ohio and has only those powers conferred upon it by state law. The following offices respectively hold the primary responsibility for budgeting, accounting and cash management in Franklin County. Each officeholder is elected to a four-year term.

The three-member Board of Commissioners (the Commissioners) serves as the taxing authority, the contracting body and the chief administrator of public services. The Commissioners adopt and oversee the annual operating budget, approve expenditures and issue debt.

As the County's chief fiscal officer, the Auditor is responsible for maintaining accurate records of all money received by or paid out of the County treasury. As the tax assessor for all political subdivisions within the County, the Auditor is responsible for computing the taxing rates for real estate and manufactured homes as determined by proper taxing authorities and popular vote.

As the County's banker, the Treasurer serves as custodian and investment officer for County funds. The Treasurer collects real estate and manufactured homes taxes.

The financial statements contained within this CAFR include all funds, agencies, boards and commissions that are not legally separate and for which Franklin County (the primary government and reporting entity) is financially accountable. The County provides many services to its citizens including tax collection and distribution, civil and criminal justice systems, public safety, health assistance, human services, and road and bridge maintenance. The County also operates two public parking garages and several water supply and sewage treatment systems. The County does not operate schools or hospitals, nor is it responsible for refuse collection or fire safety services.

Organizations that are legally separate from the County are included as component units if the County's elected officials appoint a voting majority of the organization's governing body and (1) the County has the ability to impose its will on that organization or (2) there is a potential for the organization to provide specific financial benefits to, or impose specific financial burdens on, the County. ARC Industries and Stadium and Team are included in the financial statements as component units. A complete discussion of the reporting entity is provided in Note 1 to the basic financial statements.

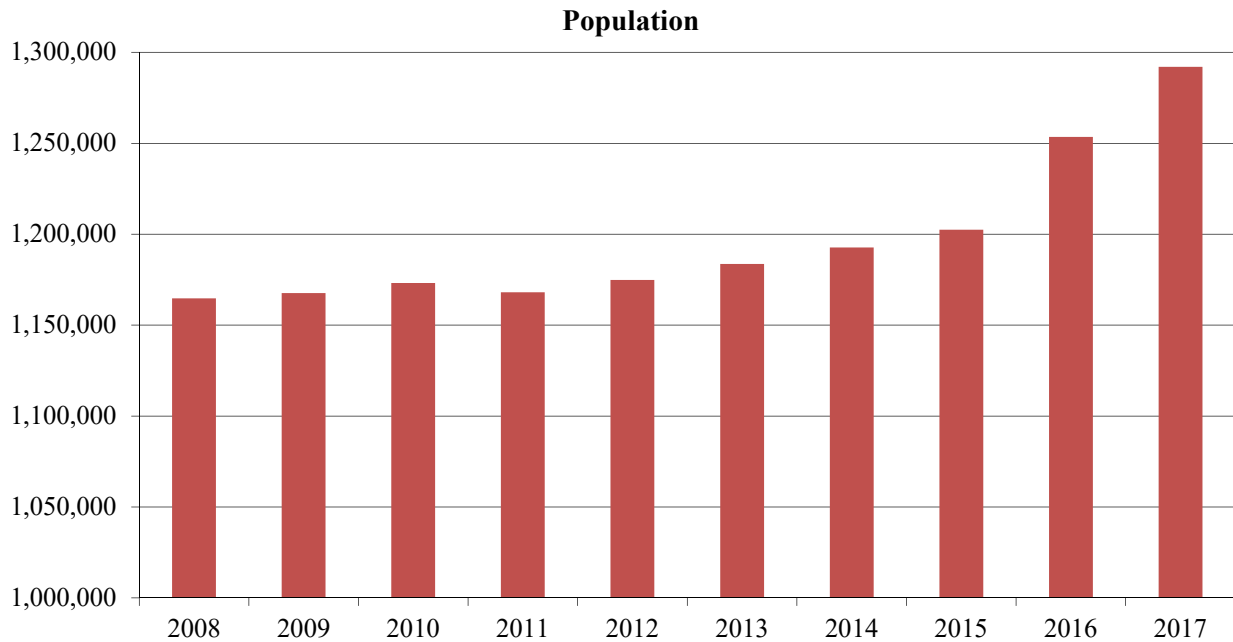
FRANKLIN COUNTY, OHIO

***Letter of Transmittal
For the Year Ended December 31, 2017***

Note 20 to the basic financial statements presents information about joint ventures with the City of Columbus, including the Columbus/Franklin County Affordable Housing Trust Corporation, the Franklin Park Conservatory Joint Recreation District and the Columbus-Franklin County Finance Port Authority. Other related organizations are discussed in Note 21, including the Central Ohio Community Improvement Corporation, the Central Ohio Workforce Investment Corporation, the Columbus and Franklin County Metropolitan Park District, the Columbus Metropolitan Housing Authority, the Columbus Metropolitan Library, the Franklin County Convention Facilities Authority, the Franklin County Family and Children First Council, the Franklin County Healthier Buckeye Council, Friends of the Shelter and Housing of City Prisoners.

Economic Condition and Outlook

The County is located in central Ohio, within 500 miles of half the nation's population. The County's population is estimated to be 1,291,981 at December 31, 2017, an increase of 3.1 percent for the year and an increase of 10.9 percent in the last ten years. Columbus, the largest city in the County, serves as the state capital and the county seat, and is home to The Ohio State University. The County encompasses 16 cities, 17 townships and 10 villages.

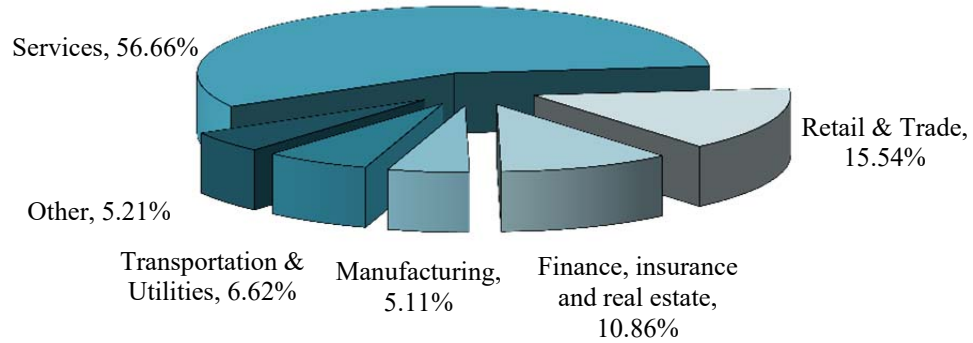


Local Economy Central Ohio is among the more economically stable metropolitan areas in the United States. The area has shown resiliency during recessions. The economy is broad-based, with no single industry dominating it. Nationwide and Limited Brands have located their headquarters and home offices in Franklin County. Other large employers include the Kroger Company, Ohio Health and JPMorgan Chase. The chart below shows the proportionate number of employees in the various industries (excluding government), as reported by the U.S. Census Bureau, County Business Patterns for 2016 (the most recent data available).

FRANKLIN COUNTY, OHIO

**Letter of Transmittal
For the Year Ended December 31, 2017**

Business Sectors

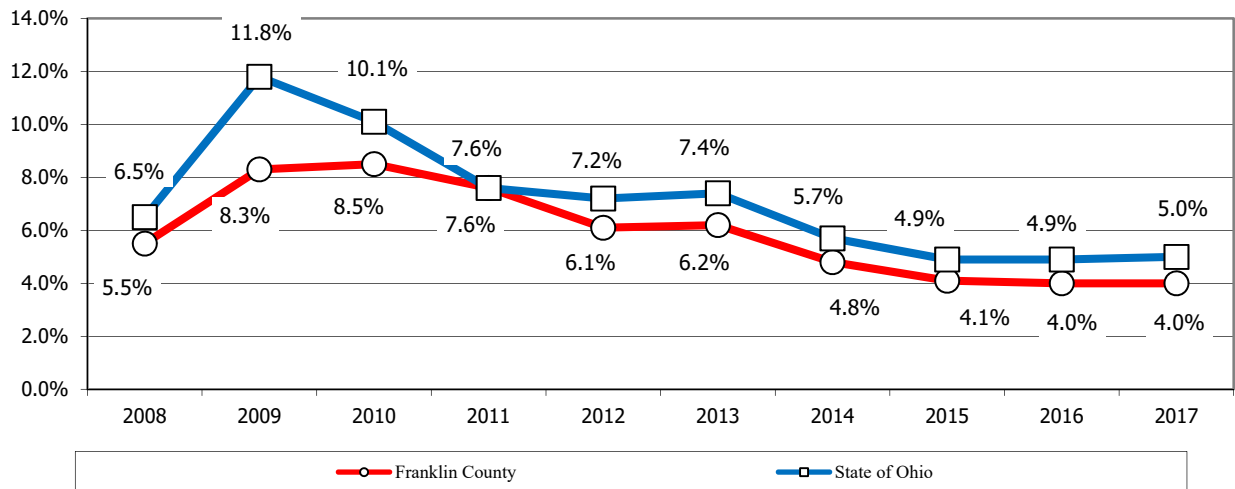


Government and education are also major employers. Together, the State of Ohio, City of Columbus and Franklin County employ 39,025 people. An additional 38,808 people are employed by either The Ohio State University or Columbus Public Schools.

The diversity of business sectors helps the region weather the economic fluctuations experienced on a larger scale elsewhere. The County’s average unemployment rate remained the same at 4.0 percent in 2017 and 2016. The County’s unemployment rate is lower than the state average, which is 5.0 percent, and the national average of 4.4 percent.

A factor contributing to the lower unemployment rate is the County’s well-educated workforce. Based on 2016 educational attainment data published by the U. S. Census Bureau, 90.4 percent of County residents ages 25 and older have graduated from high school, and 38.4 percent have completed four or more years of college.

Unemployment Rates



FRANKLIN COUNTY, OHIO

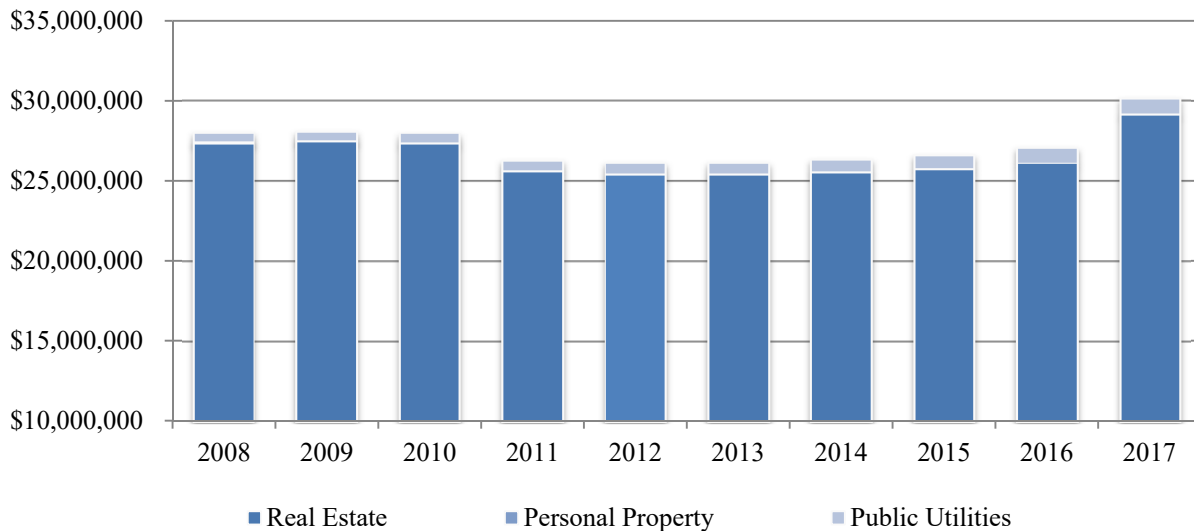
**Letter of Transmittal
For the Year Ended December 31, 2017**

During 2017, a sales tax of 7.50 percent was collected by the State of Ohio on sales made in Franklin County. The tax was split as follows: 5.75 percent for the State of Ohio; 1.25 percent for the County's General Fund; and 0.50 percent for the Central Ohio Transit Authority. The County receives no direct funding through income taxes.

Property taxes are a significant revenue source for the General Fund and these County agencies: Board of Developmental Disabilities, Children Services Board, the Alcohol, Drug and Mental Health Board and the Office on Aging.

The total value of new construction was \$913 million in 2017, with \$328 million in residential/agricultural and \$585 million in commercial/industrial construction. In comparison, 2016 total new construction was \$1.031 billion. Overall, real property continues to hold its value. The appraisal cycle is six years, with an update performed at the mid-point. The reappraisal performed in 2017 resulted in an increase in real property tax values. Additional information can be found in Note 6 to the basic financial statements and in the statistical tables.

**Assessed Value of Taxable Property
(000's omitted)**



Tax Abatements Property tax abatements are used by state and local governments throughout the United States to attract business investment, create jobs, eliminate blight or pursue other goals. A tax abatement is a reduction in tax revenues that results from an agreement between one or more governments and an individual or entity in which (a) one or more governments promise to forgo tax revenues to which they are otherwise entitled and (b) the individual or entity promises to take a specific action after the agreement has been entered into that contributes to economic development or otherwise benefits the County or the citizens of the County.

FRANKLIN COUNTY, OHIO

***Letter of Transmittal
For the Year Ended December 31, 2017***

Three tax abatement programs are utilized within the County: Community Reinvestment Areas (CRA), Enterprise Zones and Environmental Protection Agency (EPA) programs. As reported in Note 17, the property taxes forgone by the County for abatement programs within the County for the year ended December 31, 2017 totaled \$13.4 million.

As noted above, there are benefits derived from offering tax abatements. The abatement process begins with an application from the individual or entity declaring their commitments of building improvements and/or job creation by moving their business into a local municipality. Thereby, the business will improve an existing building or construct a new building(s) to accommodate their new increased manufacturing, professional or retail establishment's personnel and equipment. After reviewing the applications, the local government will accept, amend or deny the request based upon criteria. The County Auditor assigns taxable values to new or improved property improvements. This new or improvement valuation is used in conjunction with a contract between the local government and the individual or entity to establish the dollar amount of abated valuation associated with the new construction and/or improvements.

Local governments are required to file annually all abatement information with the State of Ohio. This applies to each individual abatement contract and overall statistics of the programs related to the abatements granted. Information such as number of jobs created, retained employment, the amount of payroll related to increased jobs and real estate improvement dollars invested.

The Tax Incentive Review Council (TIRC) is organized by Section 5709.85(A)(1) of the Ohio Revised Code annually reviews tax abatement agreements in August. While several agreements are falling short of their targets in one or more categories, other agreements are significantly exceeding their targets. Below is the performance of these agreements within the County as a whole for 2016 (the most recent data available).

<u>Performance Measure</u>	<u>Promised</u>	<u>Realized</u>	<u>%</u>
New full time jobs	7,854	15,513	198
Retained full time jobs	5,825	7,186	123
New payroll	\$ 310,810,000	\$ 750,213,000	241
Investment	\$2,278,685,000	\$2,446,282,000	107

For the county as a whole, the number of new full time jobs, new payroll and investment exceeds the number promised. For the individual agreements that are falling behind on their promises, TIRCs can recommend that they be modified to adjust the terms of the agreement by either changing the duration or abatement percentage that the individual or entity are eligible for, or by changing the jobs, payroll or investment targets the individual or entity must reach.

Financial Policies The budget must be structurally balanced so that continuing revenues support continuing expenditures. One-time surpluses may not be used to expand continuing expenditures. Rather, they may be used for one-time expenditures, such as capital projects. County agencies are encouraged to maximize the use of state and federal revenues so as to help preserve general revenues for other needs.

Budgetary appropriations may not exceed estimated resources, with a balanced budget maintained in each fund. Department and agency budget requests are submitted in a program-based format in conjunction with strategic business plans that outline each program's performance goals for the following year.

FRANKLIN COUNTY, OHIO

Letter of Transmittal For the Year Ended December 31, 2017

Actual performance data related to the demands, outputs, results and efficiencies of each program are part of the budget presentation. Some special revenue funds are required to maintain a balance necessary to cover operational needs for the first several pay periods of the following year in the event that a revenue stream is delayed. Agencies funded through tax levies are required to show that the expenditures forecast over the life of the levy do not exceed the estimated revenue collections.

The budget may be amended or supplemented at any time during the year upon formal action of the Commissioners. Transfers of cash between funds require the Commissioners' authorization. Appropriations lapse at the end of the year. The Commissioners adopted the County's 2017 operating budget on December 20, 2016. Additional information on the County's budgetary process can be found in Note 3 to the basic financial statements.

ORC § 5705.13 and ORC § 5705.29 permit the taxing authority of a political subdivision to establish reserve balance accounts and to estimate contingent expenses. In accordance with actions taken by the Commissioners, the following set-asides are in place:

- General Fund Contingency – up to three percent of the General Fund budget may be set aside for unanticipated critical needs. In 2017, \$6.0 million was set aside for this purpose.
- Economic Stabilization – five percent of the preceding year's General Fund revenue or one-sixth of the previous year's General Fund expenditures may be reserved to stabilize the budget against cyclical changes in revenue and expenditures. This account had a balance of \$45.0 million as of December 31, 2017, and is shown as unassigned within the General Fund.
- Risk Management – funds may be reserved for self-insurance. Liability claims arising from automobile accidents, litigation settlements and judgment awards are paid from agency budgets or from the amount designated for risk management within the General Fund. The actual claims paid during 2017 totaled \$1.9 million. As of December 31, 2017, \$875,000 was recorded as payable related to known claims, and \$2,008,000 is shown as committed in the General Fund for unasserted claims.
- Workers' Compensation – funds may be reserved for the payment of claims under a self-insured program or a retrospective ratings plan for workers' compensation. As of December 31, 2017, the County has \$6.3 million recorded as committed in the General Fund for these future claims.
- 27th Pay Period – established in 1995, this reserve gradually collects the funds necessary to meet the payroll requirements of a 27th pay period for General Fund employees which occurred in 2009. The next year with twenty-seven pay days will be 2020. The balance at December 31, 2017, was \$5.0 million and is shown as committed in the General Fund in the financial statements.

In addition to the reserve balances and contingencies permitted by state law, the Commissioners have pledged \$12.8 million in debt service on the lease revenue anticipation bonds issued by the Franklin County Convention Facilities Authority to finance a full-service convention center hotel and \$3.6 million for debt service on the special obligation bonds and notes issued by the County for the construction of Huntington Park that has been leased to Franklin County Stadium, Inc. and Columbus Baseball Team, Inc. The entities have made their respective debt service payments and the pledges have not been required to meet the obligations. These amounts are shown as committed in the General Fund.

FRANKLIN COUNTY, OHIO

Letter of Transmittal For the Year Ended December 31, 2017

The Treasurer is responsible for the investment of funds in accordance with the County's investment policy as authorized by the Investment Advisory Committee and in keeping with ORC § 135.35. Specific requirements and limitations are described in Note 4 to the basic financial statements. To maximize the County's return on investment, the Treasurer's Office employs a cash management program and contracts with an investment advisory firm that systematically coordinates cash management, bank relations and the investment of surplus cash. Communication with other County agencies is integral in this process. At December 31, 2017, the County had \$215.6 million unrestricted cash and investments in its General Fund and \$1.17 billion for the entire reporting entity. The cash and investments balance includes the designated monies previously described.

It is the County's policy to issue long-term, fixed-rate debt as a supplement to current tax revenues and fund balances for financing infrastructure and capital projects. Consistent with Ohio law, long-term debt is not issued to support current operations. The County sells bond anticipation notes instead of bonds only when market conditions dictate, or as part of a multi-step construction program. The County will consider using either a competitive process or a negotiated process when issuing bonds. Debt capacity is benchmarked against means and medians for other triple-A rated counties of similar size and complexity as published by Moody's Investor Services and Standard & Poor's. The County's capital plan, debt obligations and debt capacity are evaluated together in an integrated manner, on an annual basis.

Long-term Financial Planning The capital budgeting process utilizes a detailed five-year capital plan. A multi-year linkage between operating and capital budgets aids in determining the impact on future spending. Particular attention is focused on extending an asset's life. A thorough preventive maintenance program is required on each project, helping to avert major or emergency repairs.

The County normally relies on the strength of its triple-A ratings, conservative fiscal practices, substantial revenue capacity, and reasonable debt ratios to access capital markets for financing projects. When beneficial in view of interest rates and the general economic picture, the County pays for capital improvements from current tax revenues and available cash balances. Franklin County's triple-A credit rating was reaffirmed by Moody's Investors Service and Standard & Poor's in May 2018.

Major Initiatives The County has undertaken projects for construction of key community assets, including:

- The County entered into a Lease-Purchase Agreement for land located at 1700 Morse Road, Columbus, Ohio. The premises contains 98,547 square feet of space within the single-story office, and is occupied by the Board of Elections and the County's Print Shop. In addition to covering the cost of tenant improvements, the lease included annual payments of \$507,516 in 2015 and \$517,363 in 2016 with the option to purchase the facility in 2017 for \$7,508,331. The County purchased the facility in October 2017 with a portion of the proceeds from the Various Purpose Improvement and Refunding General Obligation Bonds, Series 2016 (Limited Tax)(Tax-Exempt) dated December 28, 2016.
- Several infrastructure improvements were completed in 2017, including improvements on Audrey Road with expenditures totaling about \$200,000; the bridge rehabilitation at Big Run Road over Big Run with expenditures totaling about \$660,000; Hamilton Road improvements with expenditures totaling about \$10.9 million; the Melrose Avenue and Lamont Avenue drainage improvement project with expenditures totaling about \$580,000; the Multiple Bridge Repair program with expenditures totaling about \$700,000; the Riggins Road extension with

FRANKLIN COUNTY, OHIO

Letter of Transmittal For the Year Ended December 31, 2017

expenditures totaling about \$9.5 million; and the bridge rehabilitation at Smothers Road over Hoover Reservoir with expenditures totaling about \$3.4 million.

- Phase 2 of the Sanitary Sewer Study was completed. The data is being evaluated by staff for prioritization in 2018 of repairs and/or replacements of sanitary sewers. The Mon-E-Bak – Brown Road East Sanitary Sewer Rectification project was largely completed in 2017. Final closeout is expected in June 2018. On the other hand, the Connection Phase of this project has been initialized. A funded assistance program has identified eighty-eight homes to be connected and it is expected that these homes will be connected by the end of 2018. Note that all non-assisted homes will be given until December 2019 to connect. The partnership with the Ohio Department of Transportation for the water main replacement on Broad Street also has been completed in 2017.
- The County received bond proceeds in 2016 in the amount of \$4.0 million to support the County parking facilities. In 2017, the following permanent improvements were completed: installation of charging stations located at Fleet Management, the Mound Street Surface Lot and the Front Street and Fulton Street Parking Garages; installation of Code Blue systems at the Front Street and Fulton Street Parking Garages; replacement of security cameras at the Front Street and Fulton Street Parking Garages; and painting improvements to the Front Street and Fulton Street Parking Garages. Such improvements will extend the useful life of these facilities by fifteen years.

These projects have been at least partially funded through long-term debt. See the discussion of Long-Term Debt in the MD&A on pages 15-16 and Note 10 for more information.

With respect to future capital improvements, the County anticipates that additional Correctional Center space will be needed based on the condition of the current facilities and forecasted population growth for the County over the next several years. At this time, the estimated costs for planning and construction of the new Correctional Center is projected at approximately \$360 million. Planning and design for the facility is currently ongoing. Additionally, the County Coroner's morgue and laboratory facilities are expected to be replaced by calendar year 2020 at an estimated cost of \$40 million. The County is using the proceeds from the temporary increase in the County's sales tax rate of one quarter of one percent. At the end of 2017, \$144 million has been allocated towards this initiative. The County anticipates issuing bonds in 2018 in the amount of \$200 million for the completion of the Correctional Center.

Awards and Acknowledgements

Awards The Government Finance Officers Association (GFOA) has awarded us the Certificate of Achievement for Excellence in Financial Reporting for the year ended December 31, 2016. The County has received this prestigious award for thirty-four consecutive years. The Certificate of Achievement is the highest form of recognition for excellence in state and local government financial reporting. To earn the Certificate of Achievement, the County published a readable and well-organized CAFR whose contents conformed to program standards and satisfied GAAP and applicable legal requirements. The Certificate of Achievement is valid for a period of one year. We believe our current report continues to conform to the Certificate of Achievement program requirements and we are submitting it to the GFOA.

FRANKLIN COUNTY, OHIO

***Letter of Transmittal
For the Year Ended December 31, 2017***

The GFOA has also presented us an Award for Outstanding Achievement in Popular Annual Financial Reporting for the year ended December 31, 2016. This is our twenty-second consecutive Award. To earn the Award, the Auditor's Office published the Franklin County Annual Financial Report to provide taxpayers and other interested parties with an overview of the County's financial condition and results of its operations. The 2017 Annual Report will be submitted to the GFOA for award consideration.

Acknowledgements The preparation of this report could not have been accomplished without the dedicated effort of the entire Fiscal Services Division. I especially want to thank the Financial Reporting Department who worked diligently to continue to comply with the precise guidelines established by the GFOA's award programs. Their commitment to excellence in financial reporting added to the quality of this CAFR. I would also like to express my appreciation to each of the County's elected officials and the various County agencies for their cooperation in the preparation of this report.

Sincerely,

A handwritten signature in black ink that reads "Clarence Mingo, II". The signature is written in a cursive style with a long horizontal line extending from the end of the name.

Clarence E. Mingo, II
Franklin County Auditor



*Government Finance Officers Association of the United States and Canada
Certificate of Achievement for Excellence in Financial Reporting*



Government Finance Officers Association

**Certificate of
Achievement
for Excellence
in Financial
Reporting**

Presented to

**Franklin County
Ohio**

For its Comprehensive Annual
Financial Report
for the Fiscal Year Ended

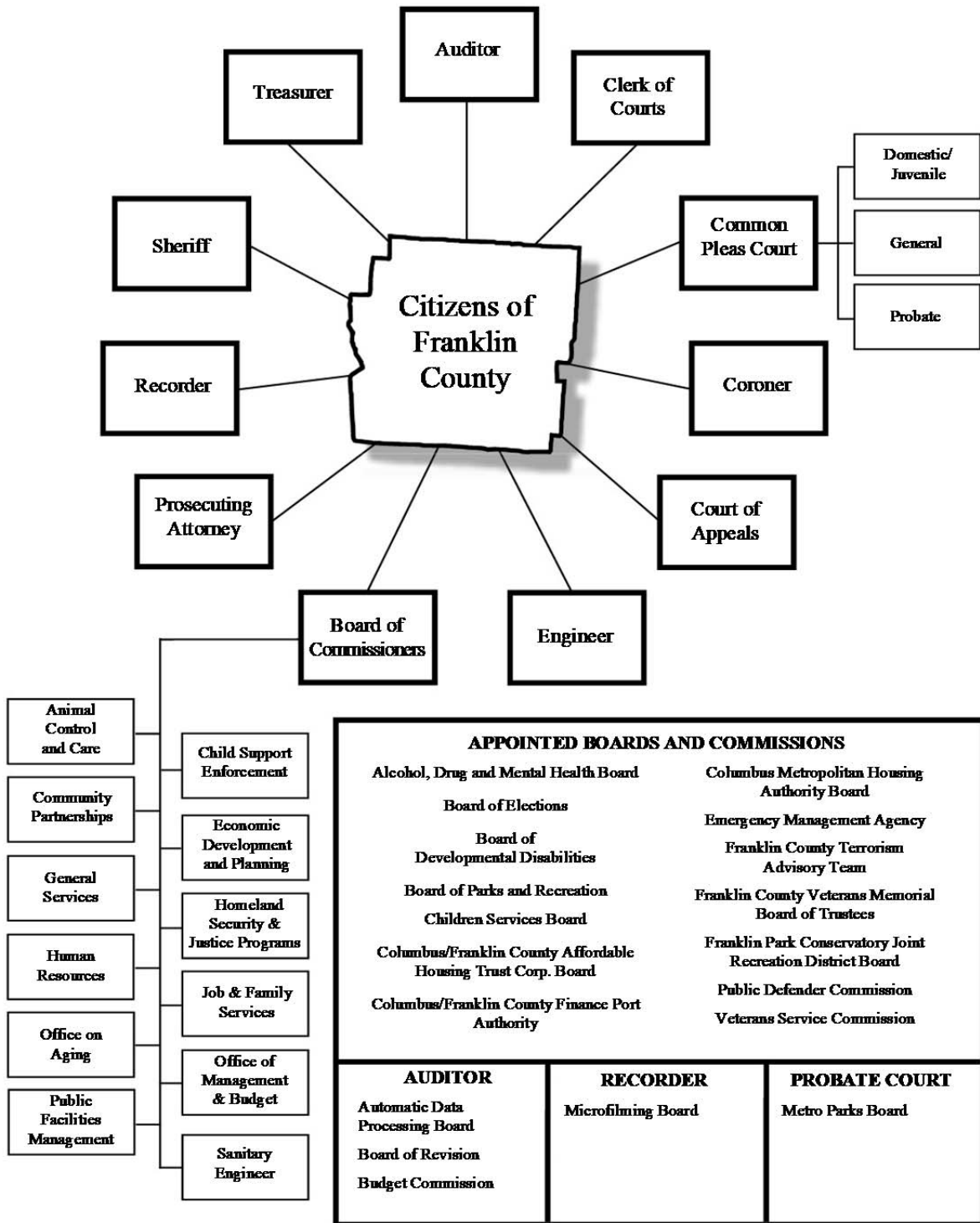
December 31, 2016

Christopher P. Morrill

Executive Director/CEO

FRANKLIN COUNTY, OHIO

County Organizational Chart
For the Year Ended December 31, 2017



FRANKLIN COUNTY, OHIO

***List of Elected Officials
For the Year Ended December 31, 2017***

AUDITOR

*373 S. High Street, 21st Floor
Columbus, Ohio 43215
614.525.3200*

Clarence E. Mingo, II

**BOARD OF
COMMISSIONERS**

*373 S. High Street, 26th Floor
Columbus, Ohio 43215
614.525.3322*

Kevin Boyce
Marilyn Brown
John O'Grady

CLERK OF COURTS

*373 S. High Street, 23rd Floor
Columbus, Ohio 43215
614.525.3600*

Maryellen O'Shaughnessy

**COMMON PLEAS COURT
DOMESTIC/JUVENILE**

*373 S. High Street, 6th Floor
Columbus, Ohio 43215
614.525.6320*

James W. Brown
Kim A. Browne
Elizabeth Gill
Terri B. Jamison
Dana S. Preisse

**COMMON PLEAS COURT
GENERAL**

*345 S. High Street
Columbus, Ohio 43215
614.525.3454*

Laurel A. Beatty
Christopher Brown
Jeffrey Brown
Kimberly J. Brown
David E. Cain
Kimberly Cocroft
Jenifer French
Richard A. Frye
Michael J. Holbrook
Julie M. Lynch
Stephen L. McIntosh
Colleen O'Donnell
Guy L. Reece, II
Charles A. Schneider
Mark Serrott
William H. Woods
David Young

**COMMON PLEAS COURT
PROBATE**

*373 S. High Street, 22nd Floor
Columbus, Ohio 43215
614.525.3894*

Robert G. Montgomery

CORONER

*520 King Avenue
Columbus, Ohio 43201
614.525.5290*

Anahi M. Ortiz, M.D.

**COURT OF APPEALS
TENTH DISTRICT**

*373 S. High Street, 24th Floor
Columbus, Ohio 43215
614.525.3580*

Susan Brown
Jennifer Brunner
Julia L. Dorrian
Timothy S. Horton
William A. Klatt
Lisa L. Sadler
Betsy Schuster
G. Gary Tyack

ENGINEER

*970 Dublin Road
Columbus, Ohio 43215
614.525.3030*

Cornell R. Robertson

PROSECUTING ATTORNEY

*373 S. High Street, 14th Floor
Columbus, Ohio 43215
614.525.3555*

Ron O'Brien

RECORDER

*373 S. High Street, 18th Floor
Columbus, Ohio 43215
614.525.3930*

Daniel O'Connor

SHERIFF

*410 S. High Street
Columbus, Ohio 43215
614.525.3360*

Dallas Baldwin

TREASURER

*373 S. High Street, 17th Floor
Columbus, Ohio 43215
614.525.3438*

Cheryl Brooks Sullivan





Dave Yost • Auditor of State

INDEPENDENT AUDITOR'S REPORT

Franklin County
373 South High Street, 26th Floor
Columbus, Ohio 43215

To the Board of County Commissioners:

Report on the Financial Statements

We have audited the accompanying financial statements of the governmental activities, the business-type activities, each major fund and the aggregate discretely presented component units and remaining fund information of Franklin County, Ohio (the County), as of and for the year ended December 31, 2017, and the related notes to the financial statements, which collectively comprise the County's basic financial statements as listed in the table of contents.

Management's Responsibility for the Financial Statements

Management is responsible for preparing and fairly presenting these financial statements in accordance with accounting principles generally accepted in the United States of America; this includes designing, implementing, and maintaining internal control relevant to preparing and fairly presenting financial statements that are free from material misstatement, whether due to fraud or error.

Auditor's Responsibility

Our responsibility is to opine on these financial statements based on our audit. We did not audit the financial statements of ARC Industries, Inc. of Franklin County, Ohio and the Franklin County Stadium, Inc. and Columbus Baseball Team, Inc., which represent 0.66% and 1.17% of assets, 5.66% and 6.59% of net position or fund balances, and 2.26% and 2.47% of revenues, respectively, of the aggregate discretely presented component units and remaining fund information. Those statements were audited by other auditors whose reports have been furnished to us, and our opinion, insofar as it relates to the amounts included for the ARC Industries, Inc. of Franklin County, Ohio and the Franklin County Stadium, Inc. and Columbus Baseball Team, Inc., are based solely on the reports of other auditors. We audited in accordance with auditing standards generally accepted in the United States of America and the financial audit standards in the Comptroller General of the United States' *Government Auditing Standards*. Those standards require us to plan and perform the audit to reasonably assure the financial statements are free from material misstatement.

An audit requires obtaining evidence about financial statement amounts and disclosures. The procedures selected depend on our judgment, including assessing the risks of material financial statement misstatement, whether due to fraud or error. In assessing those risks, we consider internal control relevant to the County's preparation and fair presentation of the financial statements in order to design audit procedures that are appropriate in the circumstances, but not to the extent needed to opine on the effectiveness of the County's internal control. Accordingly, we express no such opinion. An audit also includes evaluating the appropriateness of management's accounting policies and the reasonableness of their significant accounting estimates, as well as our evaluation of the overall financial statement presentation.

We believe the audit evidence we obtained is sufficient and appropriate to support our audit opinions.

Opinion

In our opinion, based on our audit and the report of other auditors, the financial statements referred to above present fairly, in all material respects, the respective financial position of the governmental activities, the business-type activities, each major fund and the aggregate discretely presented component units and remaining fund information of Franklin County, Ohio, as of December 31, 2017, and the respective changes in financial position and, where applicable, cash flows thereof and the respective budgetary comparisons for the General, Board of Developmental Disabilities, Children Services Board, and Alcohol, Drug and Mental Health Board Funds, thereof for the year then ended in accordance with the accounting principles generally accepted in the United States of America.

Other Matters

Required Supplementary Information

Accounting principles generally accepted in the United States of America require this presentation to include *management's discussion and analysis*, and *schedules of net pension liabilities and pension contributions*, listed in the table of contents, to supplement the basic financial statements. Although this information is not part of the basic financial statements, the Governmental Accounting Standards Board considers it essential for placing the basic financial statements in an appropriate operational, economic, or historical context. We and other auditors applied certain limited procedures to the required supplementary information in accordance with auditing standards generally accepted in the United States of America, consisting of inquiries of management about the methods of preparing the information and comparing the information for consistency with management's responses to our inquiries, to the basic financial statements, and other knowledge we obtained during our audit of the basic financial statements. We do not opine or provide any assurance on the information because the limited procedures do not provide us with sufficient evidence to opine or provide any other assurance.

Supplementary and Other Information

Our audit was conducted to opine on the County's basic financial statements taken as a whole.

The introductory section, the financial section's combining statements, individual fund statements and schedules and the statistical section information present additional analysis and are not a required part of the basic financial statements.

The statements and schedules are management's responsibility, and derive from and relate directly to the underlying accounting and other records used to prepare the basic financial statements. We subjected this information to the auditing procedures we applied to the basic financial statements. We also applied certain additional procedures, including comparing and reconciling this information directly to the underlying accounting and other records used to prepare the basic financial statements or to the basic financial statements themselves in accordance with auditing standards generally accepted in the United States of America. In our opinion, this information is fairly stated in all material respects in relation to the basic financial statements taken as a whole.

We did not subject the introductory section and statistical section information to the auditing procedures applied in the audit of the basic financial statements and, accordingly, we express no opinion or any other assurance on them.

Other Reporting Required by Government Auditing Standards

In accordance with *Government Auditing Standards*, we have also issued our report dated June 27, 2018 on our consideration of the County's internal control over financial reporting and our tests of its compliance with certain provisions of laws, regulations, contracts and grant agreements and other matters. That report describes the scope of our internal control testing over financial reporting and compliance, and the results of that testing, and does not opine on internal control over financial reporting or on compliance. That report is an integral part of an audit performed in accordance with *Government Auditing Standards* in considering the County's internal control over financial reporting and compliance.

A handwritten signature in black ink, appearing to read "Robert R. Hinkle". The signature is written in a cursive style with a large initial "R".

Robert Hinkle, CPA, CGFM
Chief Deputy Auditor
Columbus, Ohio

June 27, 2018



***Management's Discussion and Analysis
For the Year Ended December 31, 2017***

Unaudited

As management of Franklin County (the County), we offer readers this narrative overview and analysis of the financial activities of the County as a whole for the fiscal year ended December 31, 2017. We encourage readers to consider the information presented here in conjunction with our letter of transmittal, which can be found at the front of this report, and the financial statements, which follow this section and provide more specific detail. All amounts, unless otherwise indicated, are expressed in thousands of dollars.

Financial Highlights

- The County's assets and deferred outflows exceeded its liabilities and deferred inflows at the close of 2017 by \$1.263 billion. Of this amount, a deficit of (\$34.3) million is considered unrestricted. Unrestricted net position may be used to meet ongoing obligations. The unrestricted net position of the County's governmental activities and business-type activities are a deficit of (\$41.6) million and \$7.3 million, respectively.
- The County's total net position increased by \$40.1 million in 2017, an increase of 3.3 percent. Net position of the governmental activities increased \$35.4 million, or 3.0 percent. Net position of the business-type activities increased \$4.7 million, or 10.7 percent.
- Total revenues for 2017 were \$1.284 billion. General revenues (taxes, investment earnings, unrestricted grants) accounted for \$770.5 million, or 60.0 percent of all revenues. Program revenues (charges for services, program-specific grants and contributions) were \$513.5 million, or 40.0 percent.
- The County's expenses related to governmental activities were \$1.234 billion. Of this amount, \$501.3 million, or 40.6 percent of the total expenses were offset by program revenues. General revenues, primarily taxes, provided for the remaining amount.
- At the close of 2017, the County's governmental funds reported a combined ending fund balance of \$996.2 million, an increase of \$85.6 million in comparison with the prior year. Of the combined fund balance, \$197.6 million was considered unassigned and available for spending at the County's discretion.
- At the end of the current fiscal year, unassigned fund balance for the General Fund was \$199.5 million, or 43.2 percent of total General Fund expenditures (including transfers out). Unassigned fund balance for the General Fund increased by \$9.3 million, or 4.9 percent, when compared to 2016's General Fund unassigned fund balance.
- The County's net investment in capital assets of \$540.1 million increased by \$8.7 million, representing a 1.7 percent increase related to governmental activities and a 0.6 percent increase related to business-type activities.
- The County's total long-term debt (bonds, notes, loans and capital leases) of \$339.3 million decreased by \$20.1 million, representing a 5.7 percent decrease in debt related to governmental activities and a 4.2 percent decrease in debt related to business-type activities.

Overview of the Financial Statements

Management's discussion and analysis is intended to serve as an introduction to the County's basic financial statements, which are comprised of three components: 1) government-wide financial statements, 2) fund financial statements, and 3) notes to the basic financial statements. This report also contains required supplementary information.

Government-wide Financial Statements The government-wide financial statements provide a broad overview of the County's finances in a manner similar to a private-sector business and can be found on pages 18 and 21 of this report.

The statement of net position presents information on all the County's assets and deferred outflows and liabilities and deferred inflows, with the difference reported as net position. Over time, the change in net position may serve as a useful indicator of whether the County's financial position is improving or declining.

The statement of activities shows how the County's net position changed during the most recent fiscal year. All changes in net position are reported as soon as the underlying event occurs, regardless of the timing of related cash flows. Thus, revenues and expenses are reported in this statement for some items that will result in cash flows in future fiscal periods (e.g., uncollected taxes and earned but unused vacation leave).

Both of the government-wide financial statements distinguish functions of the County that are principally supported by taxes and intergovernmental revenues (governmental activities) from other functions that are intended to recover their costs through user fees and charges (business-type activities). The County's governmental activities include general government, judicial, public safety, human services, health, public works, conservation and recreation, and community development functions. The County's business-type activities include water and sewer, and parking facilities operations.

The government-wide financial statements include not only Franklin County itself (known as the primary government), but also certain organizations for which the County is financially accountable. Financial information for these component units is reported separately. The County's component units include ARC Industries, Incorporated, of Franklin County, Ohio (ARC Industries); Veterans Memorial Hall; and Franklin County Stadium, Inc. and Columbus Baseball Team, Inc. (Stadium and Team). Notes 1 and 19 to the basic financial statements contain more information about the component units.

Fund Financial Statements A fund is a grouping of related accounts that is used to maintain control over resources that have been segregated for specific activities or objectives. The County, like other state and local governments, uses fund accounting to ensure and demonstrate compliance with finance-related legal requirements. The County's funds can be divided into three categories: governmental funds, proprietary funds and fiduciary funds.

Governmental Funds: Governmental funds are used to account for essentially the same functions that are reported as governmental activities in the government-wide financial statements. However, unlike the government-wide financial statements, governmental fund financial statements focus on current sources and uses of spendable resources, as well as balances of spendable resources available at the end of the fiscal year. Such information may be useful in evaluating a government's short-term financing requirements.

***Management's Discussion and Analysis
For the Year Ended December 31, 2017***

Unaudited

Because the focus of governmental funds is narrower than that of the government-wide financial statements, it is useful to compare the information presented for governmental funds with similar information presented for governmental activities in the government-wide financial statements so as to understand the long-term impact of the County's short-term financing decisions. Both the governmental fund balance sheet and the governmental fund statement of revenues, expenditures and changes in fund balances provide reconciliations to facilitate this comparison between governmental funds and governmental activities. See pages 24 and 28 of this report.

The County maintains many individual governmental funds. Information is presented separately in the governmental fund balance sheet and in the governmental fund statement of revenues, expenditures and changes in fund balances for those funds considered to be major funds. For Franklin County, these are the General Fund, Board of Developmental Disabilities (FCBDD) fund, Children Services Board fund, and Alcohol, Drug and Mental Health (ADAMH) Board fund. Data from the other governmental funds is aggregated for presentation as a single column. Individual fund data for each of the nonmajor governmental funds is provided in the combining statements.

The County adopts a budget resolution annually. Financial statements for the major funds have been prepared on a budgetary basis that does not conform with generally accepted accounting principles (GAAP) and are provided on pages 29 – 32 to demonstrate budgetary compliance.

Proprietary Funds: The County maintains two types of proprietary funds. Enterprise funds report the same functions presented as business-type activities in the government-wide financial statements. Enterprise funds are used to account for water and sewer, and parking facilities operations. Internal service funds are an accounting device used to accumulate and allocate costs internally across the County's various functions. Internal service funds are used to account for employee benefits and telecommunications. Because the services accounted for in the internal service funds predominantly benefit governmental rather than business-type functions, they have been included within governmental activities in the government-wide financial statements.

The proprietary fund statements provide the same type of information as the government-wide financial statements, only in more detail. The proprietary fund financial statements show the Water and Sewer fund and the Parking Facilities fund separately; the internal service funds are aggregated. The basic proprietary fund financial statements are on pages 33 – 35

Fiduciary Funds: Fiduciary funds are used to account for resources held for the benefit of parties outside the County. Fiduciary funds are not reflected in the government-wide financial statements because those resources are not available to support the County's own programs. The accounting used for fiduciary funds is much like that used for proprietary funds. The basic fiduciary fund financial statement can be found on page 36

Notes to the Basic Financial Statements The notes provide additional information essential to a full understanding of the data provided in the government-wide and fund financial statements. The notes to the basic financial statements can be found on pages 37 – 103

Other Information The combining statements referred to earlier in connection with nonmajor governmental funds, proprietary funds, fiduciary funds and component units are presented immediately following the notes. Individual fund schedules prepared on a non-GAAP, budgetary basis are also presented. Combining nonmajor fund statements and individual fund schedules can be found on pages 112 – 179 of this report.

FRANKLIN COUNTY, OHIO

**Management's Discussion and Analysis
For the Year Ended December 31, 2017**

Unaudited

Government-wide Financial Analysis

The following table provides a summary of the County's 2017 net position compared to 2016:

	Net Position (Amounts in 000's)					
	Governmental Activities		Business-type Activities		Total	
	2017	2016	2017	2016	2017	2016
Assets:						
Current and other assets	\$ 1,654,543	\$ 1,555,864	\$ 14,020	\$ 16,955	\$ 1,668,563	\$ 1,572,819
Capital assets	788,161	783,838	69,101	62,961	857,262	846,799
Total assets	<u>2,442,704</u>	<u>2,339,702</u>	<u>83,121</u>	<u>79,916</u>	<u>2,525,825</u>	<u>2,419,618</u>
Total deferred outflows of resources	244,545	183,681	1,042	758	245,587	184,439
Liabilities:						
Long-term debt	308,198	326,931	31,091	32,465	339,289	359,396
Other long-term liab.	631,886	506,402	2,432	1,823	634,318	508,225
Other liabilities	88,374	79,730	1,615	2,092	89,989	81,822
Total liabilities	<u>1,028,458</u>	<u>913,063</u>	<u>35,138</u>	<u>36,380</u>	<u>1,063,596</u>	<u>949,443</u>
Total deferred inflows of resources	<u>445,076</u>	<u>431,972</u>	<u>69</u>	<u>56</u>	<u>445,145</u>	<u>432,028</u>
Net position:						
Net investment in capital assets	498,493	490,065	41,654	41,397	540,147	531,462
Restricted	756,780	692,036	-	-	756,780	692,036
Unrestricted	(41,558)	(3,753)	7,302	2,841	(34,256)	(912)
Total net position	<u>\$ 1,213,715</u>	<u>\$ 1,178,348</u>	<u>\$ 48,956</u>	<u>\$ 44,238</u>	<u>\$ 1,262,671</u>	<u>\$ 1,222,586</u>

As noted earlier, net position may serve as a useful indicator of the County's financial position. The County's assets and deferred outflows exceeded liabilities and deferred inflows by \$1.263 billion (\$1.214 billion in governmental activities and \$49.0 million in business-type activities) at the close of 2017. The County as a whole, and its separate governmental and business-type activities, had positive balances in all categories of net position, other than unrestricted, in the prior fiscal year as well.

A large portion of the County's net position (42.8 percent) reflects its net investment in capital assets (e.g., land, buildings and improvements, infrastructure, machinery and equipment, and construction in progress) less accumulated depreciation and any related outstanding debt that had been used to acquire those assets. Although the County's investment in its capital assets is reported net of related debt, it should be noted that the resources needed to repay this debt must be provided from other sources, since the capital assets themselves cannot be used to liquidate these liabilities.

An additional portion of the County's net position (59.9 percent) represents resources that are subject to external or legal restrictions on how they may be used. The remaining balance of net position, a deficit (\$34.3 million) is unrestricted and may be used to meet the County's ongoing obligations to citizens, employees and creditors. It is important to note, however, that the unrestricted net position of the County's business-type activities (\$7.3 million) may not be used to fund governmental activities. The net investment in capital assets increased by \$8.7 million or 1.6 percent, primarily related to building improvements, purchases of machinery and equipment and various infrastructure improvements. Restricted net position increased by \$64.7 million in 2017 when compared with 2016.

FRANKLIN COUNTY, OHIO

**Management's Discussion and Analysis
For the Year Ended December 31, 2017**

Unaudited

The County's total net position increased by \$40.1 million during 2017: \$35.4 million increase for governmental activities and \$4.7 million increase for business-type activities. The following table shows the changes in net position for 2017 compared with 2016:

	Changes in Net Position (Amounts in 000's)					
	Governmental Activities		Business-type Activities		Total	
	2017	2016	2017	2016	2017	2016
Program revenues:						
Charges for services	\$ 149,688	\$ 141,618	\$ 11,828	\$ 11,306	\$ 161,516	\$ 152,924
Operating grants	316,964	314,570	-	-	316,964	314,570
Capital grants	34,611	15,272	394	2,116	35,005	17,388
General revenues:						
Property taxes	432,415	420,199	-	-	432,415	420,199
Sales taxes	301,223	308,532	-	-	301,223	308,532
Grants not restricted to specific programs	23,328	27,930	-	-	23,328	27,930
Unrestricted investment earnings	13,578	8,324	-	-	13,578	8,324
Loss on sale of capital assets	(1)	-	-	3	(1)	3
Total revenues	<u>1,271,806</u>	<u>1,236,445</u>	<u>12,222</u>	<u>13,425</u>	<u>1,284,028</u>	<u>1,249,870</u>
Expenses:						
General government	147,052	159,341	-	-	147,052	159,341
Judicial	101,206	89,992	-	-	101,206	89,992
Public safety	222,627	192,569	-	-	222,627	192,569
Human services	358,759	329,445	-	-	358,759	329,445
Health	320,021	327,823	-	-	320,021	327,823
Public works	43,627	49,468	-	-	43,627	49,468
Conservation and recreation	20,097	19,731	-	-	20,097	19,731
Community development	8,162	11,334	-	-	8,162	11,334
Interest and fiscal charges	12,012	12,507	-	-	12,012	12,507
Water and sewer	-	-	8,041	6,392	8,041	6,392
Parking facilities	-	-	2,339	2,498	2,339	2,498
Total expenses	<u>1,233,563</u>	<u>1,192,210</u>	<u>10,380</u>	<u>8,890</u>	<u>1,243,943</u>	<u>1,201,100</u>
Change in net position before transfers	38,243	44,235	1,842	4,535	40,085	48,770
Transfers	(2,876)	(2,449)	2,876	2,449	-	-
Change in net position	<u>35,367</u>	<u>41,786</u>	<u>4,718</u>	<u>6,984</u>	<u>40,085</u>	<u>48,770</u>
Net position – beginning	1,178,348	1,136,562	44,238	37,254	1,222,586	1,173,816
Net position – ending	<u>\$ 1,213,715</u>	<u>\$ 1,178,348</u>	<u>\$ 48,956</u>	<u>\$ 44,238</u>	<u>\$ 1,262,671</u>	<u>\$ 1,222,586</u>

Governmental Activities Governmental activities added to the County's net position by \$35.4 million. Key elements of this change are as follows:

- Property taxes increased by \$12.2 million or 2.9 percent due to changes in taxable values and development.
- Capital grants and contributions increased \$19.3 million due to increases in grant funding.

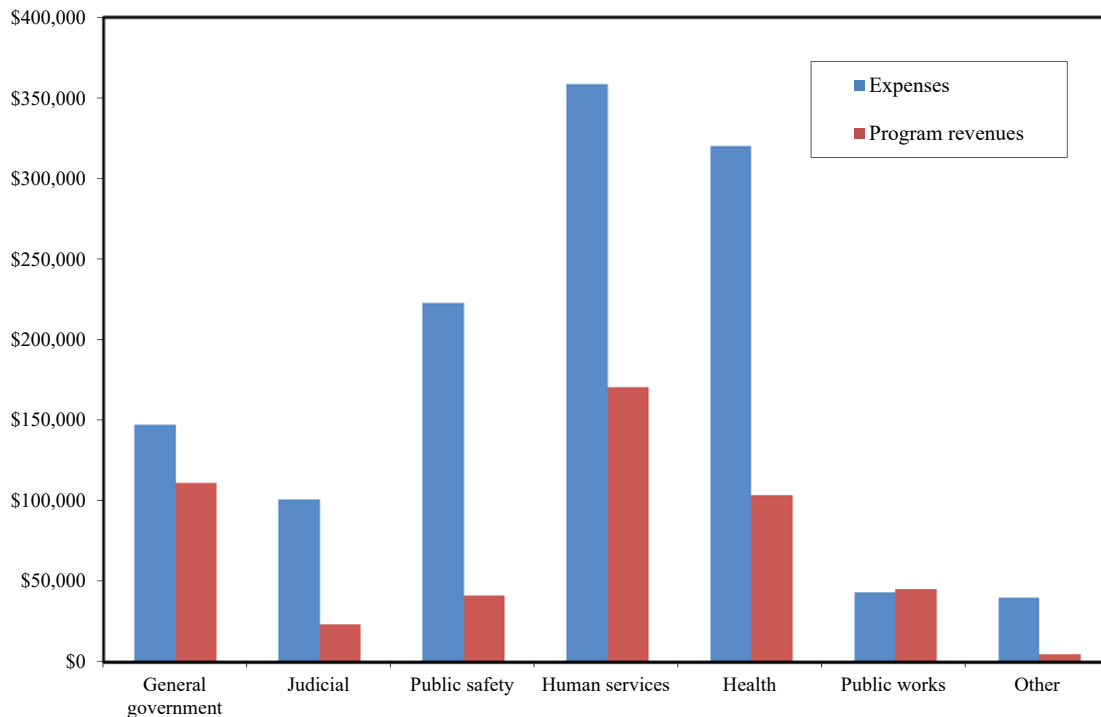
FRANKLIN COUNTY, OHIO

**Management's Discussion and Analysis
For the Year Ended December 31, 2017**

Unaudited

- Sales taxes decreased by \$7.3 million over sales tax revenue of calendar year 2016 as a result of loss of sales tax revenue on certain Medicare costs.
- Operating grants and contributions increased by \$2.4 million resulting from increases in federal funding.
- Charges for services increased by \$8.1 million due to increased rates and services provided.
- Expenses for most general government functions increased to correspond with increased revenues. In total, governmental activities expenses increased \$41.4 million, the majority of which were in public safety, human services and judicial expenses.

Expenses and Program Revenues – Governmental Activities
(Amounts in 000's)



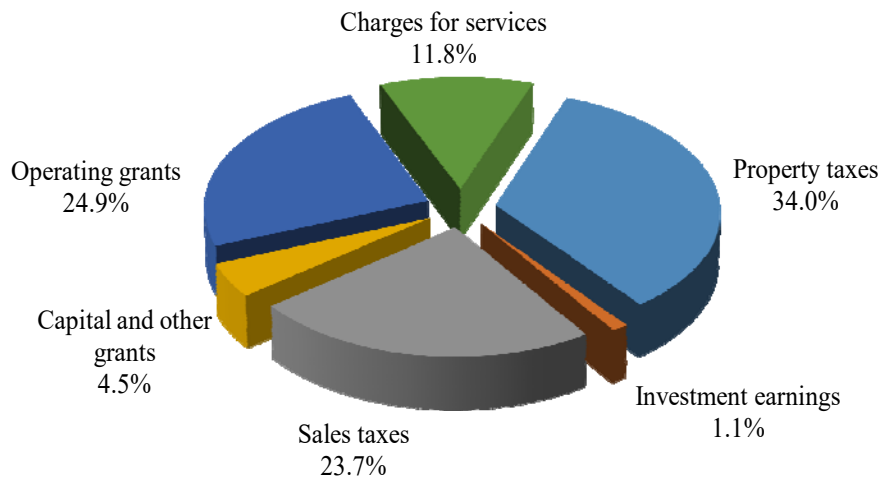
For governmental activities, total revenues exceeded expenses, resulting in a \$35.4 million increase in net position during 2017.

Operating grants were the largest type of program revenue, accounting for \$317.0 million or 24.9 percent of total governmental revenues. The major recipients of operating grant revenue were FCBDD, the Children Services Board, the ADAMH Board, and the Department of Jobs and Family Services.

Property taxes accounted for \$432.4 million or 34.0 percent of total revenues for governmental activities. The major recipients of property tax revenues were FCBDD, the Children Services Board, the ADAMH Board and the General Fund. Another major component of general revenues was sales tax, which totaled \$301.2 million. Sales tax was the largest revenue source for the General Fund.

Charges to users of governmental services, another type of program revenue, made up \$149.7 million or 11.8 percent of total governmental revenues. These charges included fees for conveyance of real estate, fees associated with the collection of property taxes, fines and forfeitures related to judicial activity, and licenses and permits.

Revenues - Governmental Activities by Source



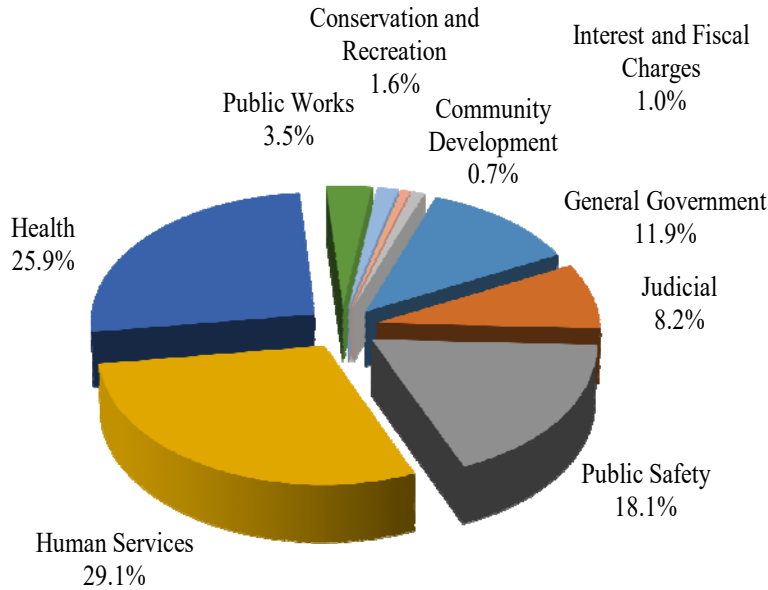
On the expense side, the largest activity in 2017 was human services, accounting for \$358.8 million or 29.1 percent of the total expenses for governmental activities. The major providers of human services activities are Children Services and Jobs and Family Services. The health services program accounted for \$320.0 million or 25.9 percent of total governmental expenses. The major providers of health activities are FCBDD and ADAMH Board. The general government function represents activities related to the governing body as well as activities that directly support other County programs that serve the County's residents. In 2017, this represented 11.9 percent of the County's total governmental expenses. General government expenses for 2017 decreased by \$12.3 million or 7.7 percent from the prior year.

FRANKLIN COUNTY, OHIO

**Management's Discussion and Analysis
For the Year Ended December 31, 2017**

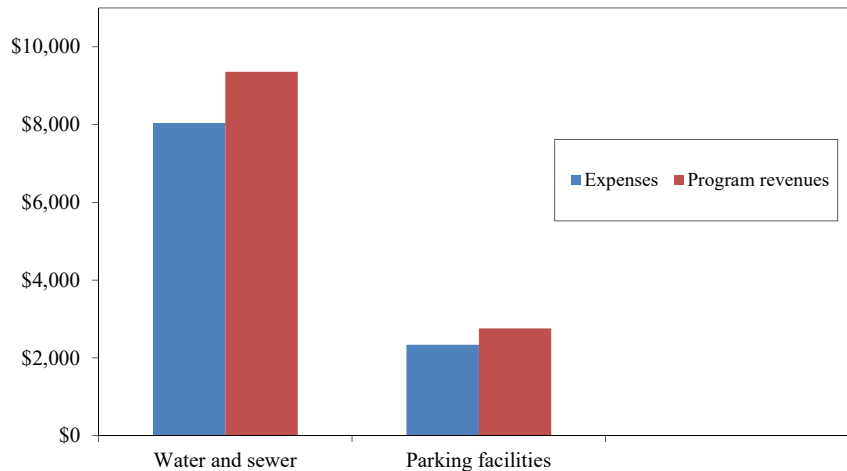
Unaudited

Expenses - Governmental Activities by Function



Business-type Activities The County's net position for business-type activities increased by \$4.7 million. Capital grants and contributions totaling \$0.4 million were received for water and sewer.

Expenses and Program Revenues - Business-type Activities
(Amounts in 000's)



Financial Analysis of the County's Funds

As noted earlier, the County uses fund accounting to ensure and demonstrate compliance with finance-related legal requirements.

***Management's Discussion and Analysis
For the Year Ended December 31, 2017***

Unaudited

Governmental Funds The focus of the County's governmental funds is to provide information on near-term inflows, outflows and balances of spendable resources. This information is useful in assessing the County's financing requirements. In particular, unassigned fund balance may serve as a measure of the County's net resources available for spending at the end of the year.

At December 31, 2017, the County's governmental funds reported combined ending fund balances of \$996.2 million, an increase of \$85.6 million in comparison with the prior year balances. Approximately \$197.6 million of this amount constitutes unassigned fund balance, available for spending at the County's discretion. The remainder is nonspendable, restricted, committed or assigned to indicate that it is not available for new spending because it is related to notes receivable, advances to other funds or inventories of consumable supplies, none of which can easily be converted into cash; restricted by creditors, grantors contributors, or laws or regulations; and committed or assigned by the Board of County Commissioners.

General Fund The General Fund is the chief operating fund of the County. The net change in the fund balance of the General Fund was an increase of \$30.3 million during 2017. At December 31, 2017, unassigned fund balance of the General Fund was \$199.5 million, while total fund balance was \$269.1 million. As a measure of the General Fund's liquidity, it may be useful to compare both unassigned fund balance and total fund balance to total fund expenditures. Unassigned fund balance represents 43.2 percent of total General Fund expenditures (including transfers out), while total fund balance represents 58.3 percent of that same amount.

Major Special Revenue Funds The Board of Developmental Disabilities, Children Services Board, and ADAMH Board funds are major special revenue funds used to account for specific governmental revenues and the associated expenditures are restricted to specified purposes because of legal or regulatory provisions or administrative action. The Board of Commissioners must approve tax levy requests before they are placed on the ballot.

The Board of Developmental Disabilities fund accounts for property taxes and federal and state grants restricted to expenditures for those services that benefit the developmentally disabled. Property tax revenue increased by \$3.6 million and intergovernmental revenue increased by \$3.7 million when compared to the prior year. Expenditures for social service contracts, medical providers, and the maintenance and operation of buildings and buses increased by \$4.2 million or 1.8 percent when compared with the prior year. The net change in fund balance for 2017 was an increase of \$7.2 million or 2.4 percent.

The Children Services Board fund accounts for property taxes and federal funds restricted for programs designed to help abused, neglected, dependent, and troubled children and their families. Property tax revenue increased by \$2.5 million and intergovernmental revenue increased by \$5.9 million when compared to the prior year. Expenditures for social service contracts and other costs increased by \$5.0 million or 2.7 percent when compared with the prior year. The net change in fund balance for 2017 was an increase of \$3.6 million or 2.8 percent.

The ADAMH Board fund accounts for alcohol and drug addiction treatment programs and mental health services to the public, generally through contracts with local health care providers. The largest revenue sources are property taxes and state funding. Property tax revenue increased by \$1.1 million and intergovernmental revenue increased by \$1.9 million when compared to the prior year. Expenditures decreased by \$7.5 million or 9.1 percent when compared with the prior year. The net change in fund balance for 2017 was an increase of \$0.4 million or 0.6 percent.

***Management's Discussion and Analysis
For the Year Ended December 31, 2017***

Unaudited

Other Governmental Funds Other Governmental Funds represents all nonmajor special revenue funds, nonmajor capital projects funds and nonmajor debt service funds. The largest revenue sources are intergovernmental revenues from the state (primarily related to road and bridge construction and collection of court-ordered child support) and property taxes for the zoo and for senior services. The net change in fund balance for 2017 was an increase of \$44.1 million or 25.0 percent.

Proprietary Funds The County's proprietary funds provide the same type of information found in the business-type activities in the government-wide financial statements, but in more detail. Unrestricted net position of Water and Sewer at the end of the year amounted to \$6.3 million and those for Parking Facilities amounted to \$1.0 million. The total change in net position for the funds was an increase of \$4.2 million and an increase of \$0.5 million, respectively. Other factors concerning the finances of these two funds have already been addressed in the discussion of the County's business-type activities.

Budgetary Highlights

The County's budget is prepared according to Ohio law. The most significant budgeted fund is the General Fund. For calendar year 2017, the total original appropriations for the General Fund, including those for advances and transfers out, were \$462.4 million, while the final appropriations were \$482.2 million, resulting in a net increase of \$19.8 million or 4.3 percent. While the total general fund budget did not change significantly between original and final budget, there were some significant changes to the functional classifications. The originally budgeted amount of \$5.0 million within the Board of Commissioners budget as a contingency item was reclassified to other functional areas as needs were evident. Major adjustments included commitments to certain construction and permanent improvement projects, support for human services and support of community partnerships.

Final General Fund appropriations for 2017 were higher than the final 2016 appropriations by \$9.2 million or 2.0 percent, and 6.5 percent higher than actual 2017 budgetary basis expenditures. Significant variances between the final budget and actual results for the General Fund are described as follows:

- Actual general government expenditures were \$4.4 million or 4.7 percent lower than budgeted. While all of the general government agencies had positive variances, the most significant variance was due to commissioner expenditures \$0.7 million lower than budget and the public facilities management expenditures \$0.8 million lower than final budget.
- Actual judicial expenditures were \$3.8 million or 3.5 percent lower than expected. Spending by clerk of courts was \$1.1 million lower than budgeted; the prosecuting attorney was \$0.6 million lower than budgeted, domestic and juvenile court was \$0.9 million lower than budgeted and by the common pleas court, \$0.8 million lower than budgeted.
- Actual public safety expenditures were \$1.8 million or 1.3 percent lower than expected, primarily due to Sheriff expenditures being \$1.5 million lower than final budget.
- Actual community development expenditures were \$0.6 million or 8.5 percent lower than expected. This variance was related to the establishment of the policies and appointment of the advisory board of the Franklin County Infrastructure Bank, which occurred in 2017 prior to the start of the year.
- Actual transfers out of the General Fund were \$18.2 million lower than final budget due to the lack of the need to transfer monies from pledged amounts.

FRANKLIN COUNTY, OHIO

**Management's Discussion and Analysis
For the Year Ended December 31, 2017**

Unaudited

Capital Asset and Debt Administration

Capital Assets The County's net investment in capital assets for its governmental and business-type activities at December 31, 2017, amounts to \$540.1 million. The increase in the County's net investment in capital assets for 2017 was 1.6 percent when compared to 2016 activity. The amount reported for capital assets in the financial statements increased by \$10.5 million as detailed in the table below:

Capital Assets, Net of Depreciation (Amounts in 000's)						
	Governmental Activities		Business-type Activities		Total	
	2017	2016	2017	2016	2017	2016
Land	\$ 66,780	\$ 66,708	\$ 442	\$ 442	\$ 67,222	\$ 67,150
Construction in progress	49,350	53,169	1,988	12,282	51,338	65,451
Buildings and improvements	458,554	448,514	9,524	8,662	468,078	457,176
Infrastructure	172,285	172,737	55,890	40,855	228,175	213,592
Machinery and equipment	41,192	42,710	1,257	720	42,449	43,430
	<u>\$ 788,161</u>	<u>\$ 783,838</u>	<u>\$ 69,101</u>	<u>\$ 62,961</u>	<u>\$ 857,262</u>	<u>\$ 846,799</u>

The major capital asset expenditures during 2017 involved construction projects: construction of the Sheriff Training Academy, construction of the Board of Elections Facility, construction of the Public Safety Center, building improvements and infrastructure improvements and purchases of machinery and equipment. More information regarding the County's capital assets can be found in Note 9 on pages 65 – 67

Long-term Debt At December 31, 2017, the County had total long-term debt outstanding of \$339.3 million. All of the County's debt is unvoted. General obligation debt as shown in the table below includes bonds, notes, loans and capital leases.

Outstanding Debt (Amounts in 000's)						
	Governmental Activities		Business-type Activities		Total	
	2017	2016	2017	2016	2017	2016
General obligation debt	\$ 237,105	\$ 250,857	\$ 18,390	\$ 18,860	\$ 255,495	\$ 269,717
Special obligation debt	25,007	26,345	12,332	13,204	37,339	39,549
Unamortized bond premiums	25,438	27,863	369	401	25,807	28,264
Capital leases	20,648	21,866	-	-	20,648	21,866
	<u>\$ 308,198</u>	<u>\$ 326,931</u>	<u>\$ 31,091</u>	<u>\$ 32,465</u>	<u>\$ 339,289</u>	<u>\$ 359,396</u>

The County's total long-term debt decreased by \$20.1 million, or 5.6 percent during calendar year 2017. During 2017, \$0.06 million was received for governmental activity and \$7.3 million was received for business-type activity construction projects.

Both Standard & Poor's and Moody's Investor Services have given Franklin County a "triple-A" credit rating, the highest rating possible. The County's rating is based on the County's financial management and debt burden, and the strength of the local economy. The County is within all its legal debt

***Management's Discussion and Analysis
For the Year Ended December 31, 2017***

Unaudited

limitations. As of December 31, 2017, the County's non-exempt debt was \$211.7 million. The County's limit for total voted and unvoted non-exempt debt was \$752.4 million, leaving a borrowing capacity of \$540.7 million. Unvoted, non-exempt debt is limited to one percent of total assessed property value. For 2017, that limit was \$301.6 million, leaving a borrowing capacity of \$89.8 million. The aggregate amount of the County's unvoted debt is also subject to overlapping debt restrictions with other political subdivisions. At year-end, the County's total net bonded debt amounted to 0.7 percent of the total assessed value of all property within the County.

In addition to the bonded debt, notes, loans and capital leases, the County's long-term obligations include compensated absences, workers' compensation and net pension liability. More information regarding the County's long-term obligations can be found in Note 10 on pages 68 – 76

Economic Factors and Next Year's Budgets and Rates

Franklin County has experienced significant growth in the past thirty years, both in population and in tax base. The County's financial condition remains strong. The County's General Fund unrestricted cash balance at December 31, 2017, was \$215.6 million, an amount sufficient to cover General Fund expenditures for approximately six months.

When preparing the budget for the 2018 fiscal year, the following factors were taken into consideration:

- Franklin County's unemployment rate for 2017 was 4.0 percent, unchanged from 2016. Although unemployment remained the same, the demand for health and human services provided by County agencies is expected to continue.
- Sales tax revenues are projected to decrease as a result of lost sales tax revenue on certain Medicare costs and remain a significant revenue source. Another major revenue source, the local government fund, is expected to be significantly reduced in future years.
- Investment earnings are expected to be consistent with 2017 in the General Fund and overall.
- General Fund cash reserves are expected to increase \$6.4 million in 2018 as a result of cost saving measures.

Requests for Information

This financial report is designed to provide citizens, taxpayers, customers, investors and creditors with a general overview of the County's finances, and to demonstrate accountability for the money the County receives. Questions concerning any of the information provided in this report or requests for additional financial information should be addressed to the Franklin County Auditor, Fiscal Services Division, 373 South High Street, 21st Floor, Columbus, Ohio 43215-6310. This report is also available on-line at www.franklincountyauditor.com/fiscal/financial-reports.

Basic Financial Statements

FRANKLIN COUNTY, OHIO

**Statement of Net Position
December 31, 2017**

(Amounts in 000's)

	Primary Government			Component Units
	Governmental Activities	Business-type Activities	Total	
Assets:				
Equity with County Treasurer (notes 1 & 4)	\$ 1,012,436	\$ 12,005	\$ 1,024,441	\$ -
Cash, cash equivalents, and investments in segregated accounts (notes 1 & 4)	3,305	4	3,309	16,919
Property taxes receivable, net (note 6)	407,628	-	407,628	-
Accounts receivable	5,183	1,872	7,055	946
Accrued interest receivable	3,461	-	3,461	-
Sales taxes receivable	76,622	-	76,622	-
Internal balances (notes 1 & 5)	27	(27)	-	-
Due from primary government (note 5)	-	-	-	470
Due from other governments	130,516	-	130,516	-
Notes receivable (note 7)	2,050	-	2,050	-
Leases receivable (note 8)	300	-	300	-
Loans receivable, net (note 1)	5,704	-	5,704	-
Inventories (note 1)	3,682	166	3,848	262
Prepaid items (note 1)	1,016	-	1,016	21,752
Restricted cash (notes 1 & 4)	2,613	-	2,613	-
Capital assets, net of accumulated depreciation:				
Nondepreciable (notes 1 & 9)	116,130	2,430	118,560	505
Depreciable (notes 1 & 9)	672,031	66,671	738,702	1,674
Other non-current assets	-	-	-	18
Total assets	2,442,704	83,121	2,525,825	42,546
Deferred outflows of resources:				
Deferred charge on refunding	12,711	87	12,798	-
Pension (note 14)	231,834	955	232,789	-
Total deferred outflows of resources	244,545	1,042	245,587	-
Liabilities:				
Accrued wages	23,776	93	23,869	245
Accrued interest	1,016	42	1,058	-
Accounts payable and other current liabilities	54,087	1,480	55,567	464
Matured bonds and interest payable	661	-	661	-
Due to component unit (note 5)	470	-	470	-
Unearned revenue (note 1)	4,572	-	4,572	1,239
Liabilities payable from restricted assets	2,613	-	2,613	-
Long-term liabilities: (notes 1 & 10)				
Due within one year	20,394	7,850	28,244	1,908
Due in more than one year:				
Net pension liability (note 14)	576,969	2,303	579,272	-
Other amounts due in more than one year	343,900	23,370	367,270	6,421
Total liabilities	1,028,458	35,138	1,063,596	10,277

(Continued on next page)

FRANKLIN COUNTY, OHIO

**Statement of Net Position
December 31, 2017**

(Amounts in 000's)

	Primary Government			Component Units
	Governmental Activities	Business-type Activities	Total	
Deferred inflows of resources:				
Property taxes (note 1)	429,196	-	429,196	-
Pension (note 14)	15,880	69	15,949	-
Total deferred inflows of resources	445,076	69	445,145	-
Net Position:				
Net investment in capital assets	498,493	41,654	540,147	2,092
Restricted for:				
Judicial	1,757	-	1,757	-
Public safety	4,013	-	4,013	-
Human services	183,558	-	183,558	-
Health	392,861	-	392,861	-
Public works	26,534	-	26,534	-
Real estate assessment	16,153	-	16,153	-
Debt service (note 10)	5,426	-	5,426	-
Capital projects	124,693	-	124,693	-
Other purposes	1,785	-	1,785	100
Unrestricted (deficit)	(41,558)	7,302	(34,256)	30,077
Total net position	<u>\$ 1,213,715</u>	<u>\$ 48,956</u>	<u>\$ 1,262,671</u>	<u>\$ 32,269</u>

The notes to the basic financial statements are an integral part of this statement.



FRANKLIN COUNTY, OHIO

Statement of Activities
For the Year Ended December 31, 2017

(Amounts in 000's)

	Program Revenues				Net (Expense) Revenue and Changes in Net Position			Component Units
	Expenses	Charges for Services	Operating Grants and Contributions	Capital Grants and Contributions	Primary Government		Total	
					Governmental Activities	Business-type Activities		
Primary government:								
Governmental activities:								
General government	\$ 147,052	\$ 91,035	\$ 20,072	\$ 70	\$ (35,875)	\$ -	\$ (35,875)	
Judicial	101,206	12,736	11,039	(2)	(77,433)	-	(77,433)	
Public safety	222,627	24,547	17,081	4	(180,995)	-	(180,995)	
Human services	358,759	6,403	164,321	-	(188,035)	-	(188,035)	
Health	320,021	10,246	93,413	-	(216,362)	-	(216,362)	
Public works	43,627	3,345	7,416	34,539	1,673	-	1,673	
Conservation and recreation	20,097	-	1,818	-	(18,279)	-	(18,279)	
Community development	8,162	1,376	1,804	-	(4,982)	-	(4,982)	
Interest and fiscal charges	12,012	-	-	-	(12,012)	-	(12,012)	
Total governmental activities	<u>1,233,563</u>	<u>149,688</u>	<u>316,964</u>	<u>34,611</u>	<u>(732,300)</u>	<u>-</u>	<u>(732,300)</u>	
Business-type activities:								
Water and sewer	8,041	9,068	-	333	-	1,360	1,360	
Parking facilities	2,339	2,760	-	61	-	482	482	
Total business-type activities	<u>10,380</u>	<u>11,828</u>	<u>-</u>	<u>394</u>	<u>-</u>	<u>1,842</u>	<u>1,842</u>	
Total primary government	<u>\$ 1,243,943</u>	<u>\$ 161,516</u>	<u>\$ 316,964</u>	<u>\$ 35,005</u>	<u>(732,300)</u>	<u>1,842</u>	<u>(730,458)</u>	
Component units: (notes 1 & 19)								
ARC Industries	\$ 8,773	\$ 7,941	\$ 2,592	\$ -	-	-	-	\$ 1,760
Stadium and Team	11,015	12,316	-	-	-	-	-	1,301
Total component units	<u>\$ 19,788</u>	<u>\$ 20,257</u>	<u>\$ 2,592</u>	<u>\$ -</u>	<u>-</u>	<u>-</u>	<u>-</u>	<u>3,061</u>
General revenues:								
Property taxes (note 6)					432,415	-	432,415	-
Sales taxes					301,223	-	301,223	-
Grants and contributions not restricted to specific programs					23,328	-	23,328	-
Unrestricted investment earnings					13,578	-	13,578	1,074
Loss on sale of capital assets					(1)	-	(1)	-
Transfers (note 5)					(2,876)	2,876	-	-
Total general revenues and transfers					<u>767,667</u>	<u>2,876</u>	<u>770,543</u>	<u>1,074</u>
Change in net position					35,367	4,718	40,085	4,135
Net position - beginning					1,178,348	44,238	1,222,586	28,134
Net position - ending					<u>\$ 1,213,715</u>	<u>\$ 48,956</u>	<u>\$ 1,262,671</u>	<u>\$ 32,269</u>

The notes to the financial statements are an integral part of this statement.

FRANKLIN COUNTY, OHIO

Balance Sheet
Governmental Funds
December 31, 2017

(Amounts in 000's)

	General	Board of Developmental Disabilities	Children Services Board
Assets:			
Equity with County Treasurer (notes 1 & 4)	\$ 215,602	\$ 321,833	\$ 147,746
Cash and investments in segregated accounts (notes 1 & 4)	6	-	-
Property taxes receivable, net (note 6)	33,871	162,599	114,108
Accounts receivable	831	1,103	46
Accrued interest receivable	3,461	-	-
Sales taxes receivable	76,622	-	-
Due from other funds (note 5)	951	7	11
Due from other governments	25,305	21,278	34,353
Notes receivable (note 7)	2,050	-	-
Leases receivable (note 8)	300	-	-
Loans receivable, net (note 1)	2,501	-	-
Inventories (note 1)	2,263	226	47
Advances to other funds (notes 1 & 5)	2,712	-	-
Restricted cash (notes 1 & 4)	2,613	-	-
Total assets	\$ 369,088	\$ 507,046	\$ 296,311
Liabilities, deferred inflows of resources, and fund balances:			
Liabilities:			
Accrued wages	\$ 12,131	\$ 3,937	\$ 2,869
Accounts payable	9,256	5,659	9,671
Matured bonds and interest payable	-	-	-
Due to other funds (note 5)	24	30	212
Due to component unit (note 5)	-	470	-
Unearned revenue (note 1)	-	-	-
Advances from other funds (notes 1 & 5)	-	-	-
Liabilities payable from restricted assets	2,613	-	-
Total liabilities	24,024	10,096	12,752
Deferred inflows of resources:			
Property taxes (note 1)	35,911	170,710	119,740
Unavailable revenue (note 1)	40,052	24,227	31,486
Total deferred inflows of resources	75,963	194,937	151,226
Fund balances: (notes 1 & 18)			
Nonspendable	4,306	226	47
Restricted	2,565	301,787	132,286
Committed	38,065	-	-
Assigned	24,666	-	-
Unassigned	199,499	-	-
Total fund balances	269,101	302,013	132,333
Total liabilities, deferred inflows of resources, and fund balances	\$ 369,088	\$ 507,046	\$ 296,311

The notes to the basic financial statements are an integral part of this statement.

FRANKLIN COUNTY, OHIO

**Balance Sheet
Governmental Funds
December 31, 2017**

(Amounts in 000's)

	ADAMH Board	Other Governmental Funds	Total Governmental Funds
Assets:			
Equity with County Treasurer (notes 1 & 4)	\$ 82,954	\$ 225,159	\$ 993,294
Cash and investments in segregated accounts (notes 1 & 4)	-	3,299	3,305
Property taxes receivable, net (note 6)	51,102	45,948	407,628
Accounts receivable	1,449	1,163	4,592
Accrued interest receivable	-	-	3,461
Sales taxes receivable	-	-	76,622
Due from other funds (note 5)	-	96	1,065
Due from other governments	10,584	38,996	130,516
Notes receivable (note 7)	-	-	2,050
Leases receivable (note 8)	-	-	300
Loans receivable, net (note 1)	-	3,203	5,704
Inventories (note 1)	-	1,146	3,682
Advances to other funds (notes 1 & 5)	-	-	2,712
Restricted cash (notes 1 & 4)	-	-	2,613
Total assets	\$ 146,089	\$ 319,010	\$ 1,637,544
Liabilities, deferred inflows of resources, and fund balances:			
Liabilities:			
Accrued wages	\$ 261	\$ 4,530	\$ 23,728
Accounts payable	9,017	10,886	44,489
Matured bonds and interest payable	-	661	661
Due to other funds (note 5)	-	761	1,027
Due to component unit (note 5)	-	-	470
Unearned revenue (note 1)	-	4,572	4,572
Advances from other funds (notes 1 & 5)	-	2,562	2,562
Liabilities payable from restricted assets	-	-	2,613
Total liabilities	9,278	23,972	80,122
Deferred inflows of resources:			
Property taxes (note 1)	53,651	49,184	429,196
Unavailable revenue (note 1)	10,795	25,455	132,015
Total deferred inflows of resources	64,446	74,639	561,211
Fund balances: (notes 1 & 18)			
Nonspendable	-	1,146	5,725
Restricted	72,365	210,913	719,916
Committed	-	5,398	43,463
Assigned	-	4,849	29,515
Unassigned	-	(1,907)	197,592
Total fund balances	72,365	220,399	996,211
Total liabilities, deferred inflows of resources, and fund balances	\$ 146,089	\$ 319,010	\$ 1,637,544

The notes to the basic financial statements are an integral part of this statement.

FRANKLIN COUNTY, OHIO

***Reconciliation of Total Governmental Fund Balances to
Net Position of Governmental Activities
December 31, 2017***

(Amounts in 000's)

Total fund balances - governmental funds (page 23)	\$	996,211
<p>Amounts reported for governmental activities in the statement of net position (page 19) are different because:</p>		
<p>Capital assets used in governmental activities are not financial resources and, therefore, are not reported in the funds.</p>		788,161
<p>Other assets are not available to pay for current period expenditures and, therefore, are deferred in the funds:</p>		
Accrued interest receivable	1,757	
Sales taxes receivable	29,874	
Accounts receivable	499	
Due from other funds	462	
Due from other governments	81,529	
Property taxes receivable	17,594	
Leases receivable	300	
		132,015
<p>Internal service funds are used by management to charge the costs of employee benefits and telecommunications to individual funds. The assets, liabilities, and deferrals of the internal service funds are included in governmental activities in the statement of net position.</p>		10,942
<p>Some liabilities are not due and payable in the current period and, therefore, are not reported in the funds:</p>		
Accrued interest	(1,016)	
General obligation bonds and notes	(237,105)	
Taxable special obligation bonds and notes	(21,680)	
Unamortized bond premiums, discounts, and charges	(12,727)	
Loans	(3,327)	
Compensated absences	(51,800)	
Workers' compensation	(4,296)	
Capital leases	(20,648)	
		(352,599)
<p>The net pension liability is not due and payable in the current period; therefore, the liability and related deferred outflows and deferred inflows are not reported in governmental funds.</p>		
Deferred outflows of resources - pension	231,834	
Deferred inflows of resources - pension	(15,880)	
Net pension liability	(576,969)	
		(361,015)
Net position of governmental activities (page 19)	\$	1,213,715

The notes to the basic financial statements are an integral part of this statement.



FRANKLIN COUNTY, OHIO

**Statement of Revenues, Expenditures and Changes in Fund Balances
Governmental Funds
For the Year Ended December 31, 2017**

(Amounts in 000's)

	General	Board of Developmental Disabilities	Children Services Board
Revenues:			
Sales tax	\$ 302,935	\$ -	\$ -
Property taxes (note 6)	42,473	169,272	118,554
Licenses and permits	781	-	-
Fees and charges for services	60,272	5,469	1,074
Fines and forfeitures	1,063	-	-
Intergovernmental	57,760	65,192	75,118
Investment income	13,146	-	-
Other	13,278	5,073	1,104
Total revenues	<u>491,708</u>	<u>245,006</u>	<u>195,850</u>
Expenditures:			
Current:			
General government	95,473	-	-
Judicial	82,504	-	-
Public safety	165,921	-	-
Human services	5,742	-	192,228
Health	-	239,439	-
Public works	1,315	-	-
Conservation and recreation	-	-	-
Community development	5,606	-	-
Capital outlays	2,051	-	-
Debt service: (note 10)			
Principal retirement	281	-	-
Interest charges	11	-	-
Intergovernmental grants	7,468	-	-
Total expenditures	<u>366,372</u>	<u>239,439</u>	<u>192,228</u>
Excess (deficiency) of revenues over (under) expenditures	125,336	5,567	3,622
Other financing sources (uses):			
Transfers in (notes 1 & 5)	63	1,432	-
Transfers out (notes 1 & 5)	(95,165)	-	-
Capital leases (notes 10 & 11)	56	-	-
Sale of capital assets	41	186	-
Total other financing sources (uses)	<u>(95,005)</u>	<u>1,618</u>	<u>-</u>
Net change in fund balances	30,331	7,185	3,622
Fund balances - beginning	238,770	294,828	128,711
Fund balances - ending	<u>\$ 269,101</u>	<u>\$ 302,013</u>	<u>\$ 132,333</u>

The notes to the basic financial statements are an integral part of this statement.

(Continued on next page)

FRANKLIN COUNTY, OHIO

**Statement of Revenues, Expenditures and Changes in Fund Balances
Governmental Funds
For the Year Ended December 31, 2017**

(Amounts in 000's)

	ADAMH Board	Other Governmental Funds	Total Governmental Funds
Revenues:			
Sales tax	\$ -	\$ -	\$ 302,935
Property taxes (note 6)	53,090	48,990	432,379
Licenses and permits	-	2,576	3,357
Fees and charges for services	-	39,795	106,610
Fines and forfeitures	-	3,485	4,548
Intergovernmental	23,072	156,815	377,957
Investment income	-	268	13,414
Other	2	21,270	40,727
Total revenues	<u>76,164</u>	<u>273,199</u>	<u>1,281,927</u>
Expenditures:			
Current:			
General government	-	29,208	124,681
Judicial	-	5,117	87,621
Public safety	-	24,353	190,274
Human services	-	140,788	338,758
Health	75,759	1,302	316,500
Public works	-	44,772	46,087
Conservation and recreation	-	19,124	19,124
Community development	-	1,649	7,255
Capital outlays	-	18,935	20,986
Debt service: (note 10)			
Principal retirement	-	16,081	16,362
Interest charges	-	13,412	13,423
Intergovernmental grants	-	5,180	12,648
Total expenditures	<u>75,759</u>	<u>319,921</u>	<u>1,193,719</u>
Excess (deficiency) of revenues over (under) expenditures	405	(46,722)	88,208
Other financing sources (uses):			
Transfers in (notes 1 & 5)	-	91,750	93,245
Transfers out (notes 1 & 5)	-	(956)	(96,121)
Capital leases (notes 10 & 11)	-	-	56
Sale of capital assets	-	17	244
Total other financing sources (uses)	<u>-</u>	<u>90,811</u>	<u>(2,576)</u>
Net change in fund balances	405	44,089	85,632
Fund balances - beginning	71,960	176,310	910,579
Fund balances - ending	<u>\$ 72,365</u>	<u>\$ 220,399</u>	<u>\$ 996,211</u>

The notes to the basic financial statements are an integral part of this statement.

FRANKLIN COUNTY, OHIO

Reconciliation of the Statement of Revenues, Expenditures and Changes in Fund Balances of Governmental Funds to the Statement of Activities For the Year Ended December 31, 2017

(Amounts in 000's)

Net change in fund balances - total governmental funds (page 27)	\$	85,632
Amounts reported for governmental activities in the statement of activities (page 21) are different because:		
Governmental funds report capital outlays as expenditures.		
However, in the statement of activities, the cost of those assets is allocated over their estimated useful lives as depreciation expense. The effect on the change in net position is calculated as follows:		
Per statement of revenues, expenditures and changes in fund balances:		
Capital outlay expenditures		20,986
Capitalized expenditures reported in functional areas		17,647
Per statement of activities:		
Depreciation expense (Note 9)		(33,088)
		5,545
The net effect of transactions involving sales and retirements of capital assets decreased net position (Note 9)		(1,222)
Revenues in the statement of activities that do not provide current financial resources are not reported as revenues in the funds. The amount is the net effect of the prior year items against current year accruals.		(10,120)
Proceeds of debt provide current financial resources to governmental funds, but issuing debt increases long-term liabilities in the statement of net position. Repayment of principal is an expenditure in the governmental funds, but the repayment reduces long-term liabilities in the statement of net position. The effect on the change in net position is as follows:		
Per statement of revenues, expenditures and changes in fund balances:		
Issuance of debt, including refunding bonds and capital leases		(56)
Principal retirement, including capital leases (Note 10)		16,362
		16,306
Governmental funds report the effect of issuance costs and premiums when the debt is first issued, whereas these amounts are deferred to future periods and amortized in the statement of activities. The effect on the change in net position is as follows:		
Per statement of activities:		
Amortization of bond premiums (Note 10)		2,425
Amortization of deferred charges (Note 10)		(1,014)
		1,411
Contractually required contributions are reported as expenditures in governmental funds; however, the statement of net position reports these amounts as deferred outflows.		42,998
Except for amounts reported as deferred outflows or deferred inflows, changes in the net pension liability are reported as pension expense in the statement of activities.		(72,061)
Some expenses are reported in the statement of activities but do not require the use of current financial resources and therefore are not reported as expenditures in governmental funds. The amount is the net effect of prior year items against current year accruals.		(35,637)
Internal service funds are used by management to charge the costs of employee benefits and telecommunications to individual funds. The net revenue of the internal service funds is reported with governmental activities.		2,515
Change in net position of governmental activities (page 21)	<u>\$</u>	<u>35,367</u>

The notes to the basic financial statements are an integral part of this statement.

FRANKLIN COUNTY, OHIO

**Statement of Revenues, Expenditures and Changes in
Fund Balance – Budget and Actual (Non-GAAP Budgetary Basis)
General Fund
For the Year Ended December 31, 2017**

(Amounts in 000's)

	Budgeted Amounts		Actual Amounts	Variance with Final Budget
	Original	Final		Positive (Negative)
Revenues:				
Sales tax	\$ 306,747	\$ 305,132	\$ 305,132	\$ -
Property taxes	41,367	42,217	42,434	217
Licenses and permits	485	485	720	235
Fees and charges for services	47,290	50,668	52,378	1,710
Fines and forfeitures	1,089	1,089	1,062	(27)
Intergovernmental	38,054	43,906	44,210	304
Investment income	12,135	15,480	16,273	793
Other	1,335	12,835	13,622	787
Total revenues	<u>448,502</u>	<u>471,812</u>	<u>475,831</u>	<u>4,019</u>
Expenditures:				
Current:				
General government	94,991	93,323	88,898	4,425
Judicial	105,044	107,236	103,467	3,769
Public safety	138,218	145,165	143,320	1,845
Human services	6,212	6,217	5,744	473
Public works	1,336	1,380	1,311	69
Community development	11,149	7,214	6,598	616
Capital outlays	722	2,154	2,153	1
Intergovernmental grants	3,101	7,468	7,468	-
Total expenditures	<u>360,773</u>	<u>370,157</u>	<u>358,959</u>	<u>11,198</u>
Excess (deficiency) of revenues over (under) expenditures	87,729	101,655	116,872	15,217
Other financing sources (uses):				
Transfers in	1,696	3,493	63	(3,430)
Transfers out	(101,524)	(111,935)	(93,723)	18,212
Advances in	-	1,178	1,178	-
Advances out	(100)	(100)	(100)	-
Proceeds from sale of capital assets	19	19	41	22
Total other financing sources (uses)	<u>(99,909)</u>	<u>(107,345)</u>	<u>(92,541)</u>	<u>14,804</u>
Net change in fund balance	(12,180)	(5,690)	24,331	30,021
Fund balance - beginning	<u>187,498</u>	<u>187,498</u>	<u>187,498</u>	<u>-</u>
Fund balance - ending	<u>\$ 175,318</u>	<u>\$ 181,808</u>	<u>\$ 211,829</u>	<u>\$ 30,021</u>

The notes to the basic financial statements are an integral part of this statement.

FRANKLIN COUNTY, OHIO

**Statement of Revenues, Expenditures and Changes in
Fund Balance – Budget and Actual (Non-GAAP Budgetary Basis)
Special Revenue Fund – Board of Developmental Disabilities Fund
For the Year Ended December 31, 2017**

(Amounts in 000's)

	Budgeted Amounts		Actual Amounts	Variance with Final
	Original	Final		Budget Positive (Negative)
Revenues:				
Property taxes	\$ 169,133	\$ 170,321	\$ 169,572	\$ (749)
Fees and charges for services	5,628	5,628	5,390	(238)
Intergovernmental	54,028	53,952	66,876	12,924
Other	2,196	2,196	5,073	2,877
Total revenues	230,985	232,097	246,911	14,814
Expenditures:				
Current:				
Health	251,250	252,623	239,335	13,288
Excess (deficiency) of revenues over (under) expenditures	(20,265)	(20,526)	7,576	28,102
Other financing sources (uses):				
Proceeds from sale of capital assets	20	20	1,618	1,598
Total other financing sources (uses)	20	20	1,618	1,598
Net change in fund balance	(20,245)	(20,506)	9,194	29,700
Fund balance - beginning	296,120	296,120	296,120	-
Fund balance - ending	\$ 275,875	\$ 275,614	\$ 305,314	\$ 29,700

The notes to the basic financial statements are an integral part of this statement.

FRANKLIN COUNTY, OHIO

**Statement of Revenues, Expenditures and Changes in
Fund Balance – Budget and Actual (Non-GAAP Budgetary Basis)
Special Revenue Fund – Children Services Board Fund
For the Year Ended December 31, 2017**

(Amounts in 000's)

	Budgeted Amounts		Actual Amounts	Variance with Final Budget Positive (Negative)
	Original	Final		
Revenues:				
Property taxes	\$ 118,472	\$ 119,316	\$ 118,767	\$ (549)
Fees and charges for services	1,077	1,077	1,077	-
Intergovernmental	66,936	66,884	76,637	9,753
Other	398	1,098	1,068	(30)
Total revenues	186,883	188,375	197,549	9,174
Expenditures:				
Current:				
Human services	200,255	200,900	193,373	7,527
Excess (deficiency) of revenues over (under) expenditures	(13,372)	(12,525)	4,176	16,701
Other financing sources (uses):				
Proceeds from sale of capital assets	9	9	-	(9)
Total other financing sources (uses)	9	9	-	(9)
Net change in fund balance	(13,363)	(12,516)	4,176	16,692
Fund balance - beginning	132,025	132,025	132,025	-
Fund balance - ending	\$ 118,662	\$ 119,509	\$ 136,201	\$ 16,692

The notes to the basic financial statements are an integral part of this statement.

FRANKLIN COUNTY, OHIO

**Statement of Revenues, Expenditures and Changes in
Fund Balance – Budget and Actual (Non-GAAP Budgetary Basis)
Special Revenue Fund – Alcohol, Drug and Mental Health Board Fund
For the Year Ended December 31, 2017**

(Amounts in 000's)

	Budgeted Amounts		Actual Amounts	Variance with Final Budget Positive (Negative)
	Original	Final		
Revenues:				
Property taxes	\$ 53,067	\$ 53,440	\$ 53,184	\$ (256)
Intergovernmental	20,681	23,114	21,744	(1,370)
Other	251	376	1,663	1,287
Total revenues	73,999	76,930	76,591	(339)
Expenditures:				
Current:				
Health	85,687	89,220	69,322	19,898
Excess (deficiency) of revenues over (under) expenditures	(11,688)	(12,290)	7,269	19,559
Other financing sources (uses):				
Total other financing sources (uses)	-	-	-	-
Net change in fund balance	(11,688)	(12,290)	7,269	19,559
Fund balance - beginning	70,493	70,493	70,493	-
Fund balance - ending	\$ 58,805	\$ 58,203	\$ 77,762	\$ 19,559

The notes to the basic financial statements are an integral part of this statement.

FRANKLIN COUNTY, OHIO

**Statement of Net Position
Proprietary Funds
December 31, 2017**

(Amounts in 000's)

	Business-type Activities			Governmental
	Water and Sewer	Enterprise Funds Parking Facilities	Total	Activities Internal Service Funds
Assets:				
Current assets:				
Equity with County Treasurer (notes 1 & 4)	\$ 6,996	\$ 5,009	\$ 12,005	\$ 19,142
Cash, cash equivalents and investments in segregated accounts (notes 1 & 4)	-	4	4	-
Accounts receivable, net	1,868	4	1,872	591
Due from other funds (note 5)	-	3	3	13
Inventories (note 1)	156	10	166	-
Prepaid items	-	-	-	1,016
Total current assets	9,020	5,030	14,050	20,762
Noncurrent assets:				
Capital assets, net of accumulated depreciation:				
Nondepreciable (notes 1 & 9)	2,430	-	2,430	-
Depreciable (notes 1 & 9)	56,702	9,969	66,671	581
Total noncurrent assets	59,132	9,969	69,101	581
Total assets	68,152	14,999	83,151	21,343
Deferred outflows of resources:				
Deferred charge on refunding	87	-	87	-
Pension	631	324	955	508
Total deferred outflows of resources	718	324	1,042	508
Liabilities:				
Current liabilities:				
Accrued wages	61	32	93	48
Compensated absences payable (notes 1 & 10)	19	5	24	3
Accounts payable	1,064	416	1,480	9,598
Accrued interest	30	12	42	-
Due to other funds (note 5)	19	11	30	24
General obligation bonds (note 10)	6,655	355	7,010	-
Loans payable (note 10)	816	-	816	-
Total current liabilities	8,664	831	9,495	9,673
Noncurrent liabilities:				
Advances from other funds (note 5)	-	-	-	150
Compensated absences payable (notes 1 & 10)	63	42	105	60
General obligation bonds, net of unamortized premiums (note 10)	8,431	3,318	11,749	-
Loans payable (note 10)	11,516	-	11,516	-
Net pension liability	1,500	803	2,303	1,179
Total noncurrent liabilities	21,510	4,163	25,673	1,389
Total liabilities	30,174	4,994	35,168	11,062
Deferred inflows of resources:				
Pension	35	34	69	76
Net position:				
Net investment in capital assets	32,377	9,277	41,654	581
Unrestricted	6,284	1,018	7,302	10,132
Total net position	\$ 38,661	\$ 10,295	\$ 48,956	\$ 10,713

The notes to the basic financial statements are an integral part of this statement.

FRANKLIN COUNTY, OHIO

**Statement of Revenues, Expenses and Changes in Net Position
Proprietary Funds
For the Year Ended December 31, 2017**

(Amounts in 000's)

	Business-type Activities			Governmental
	Enterprise Funds			Activities
	Water and Sewer	Parking Facilities	Total	Internal Service Funds
Operating revenues:				
Fees and charges for services	\$ 8,621	\$ 2,760	\$ 11,381	\$ 117,387
Other	447	-	447	114
Total operating revenues	<u>9,068</u>	<u>2,760</u>	<u>11,828</u>	<u>117,501</u>
Operating expenses:				
Personal services	1,401	816	2,217	1,097
Cost of sales and services	5,066	1,032	6,098	113,889
Depreciation (note 9)	899	358	1,257	60
Total operating expenses	<u>7,366</u>	<u>2,206</u>	<u>9,572</u>	<u>115,046</u>
Operating income	1,702	554	2,256	2,455
Nonoperating revenues (expenses):				
Investment income	45	61	106	-
Interest expense	(640)	(133)	(773)	-
Debt issuance costs	(35)	-	(35)	-
Total nonoperating revenues (expenses)	<u>(630)</u>	<u>(72)</u>	<u>(702)</u>	<u>-</u>
Income before contributions and transfers	1,072	482	1,554	2,455
Capital grant contributions	288	-	288	-
Transfers in	9,425	-	9,425	-
Transfers out (note 5)	(6,549)	-	(6,549)	-
Change in net position	4,236	482	4,718	2,455
Net position - beginning	34,425	9,813	44,238	8,258
Net position - ending	<u>\$ 38,661</u>	<u>\$ 10,295</u>	<u>\$ 48,956</u>	<u>\$ 10,713</u>

The notes to the basic financial statements are an integral part of this statement.

FRANKLIN COUNTY, OHIO

**Statement of Cash Flows
Proprietary Funds
For the Year Ended December 31, 2017**

(Amounts in 000's)

	Business-type Activities Enterprise Funds			Governmental Activities
	Water and Sewer	Parking Facilities	Total	Internal Service Funds
Cash flows from operating activities:				
Cash collections from customers	\$ 8,838	\$ 2,759	\$ 11,597	\$ 116,978
Cash payments to suppliers	(4,375)	(982)	(5,357)	(114,319)
Cash payments for salaries	(1,387)	(812)	(2,199)	(1,087)
Net cash provided by (used for) operating activities	3,076	965	4,041	1,572
Cash flows from noncapital financing activities:				
Transfers from other funds	9,425	-	9,425	-
Transfers to other funds	(6,549)	-	(6,549)	-
Net cash provided by (used for) noncapital and related financing activities	2,876	-	2,876	-
Cash flows from capital and related financing activities:				
Proceeds from sale of capital assets	1	-	1	-
Construction and acquisition of capital assets	(7,158)	(1,321)	(8,479)	-
Issuance of debt for capital purposes	7,307	-	7,307	-
Premium on issuance of debt	49	-	49	-
Debt issuance costs	(35)	-	(35)	-
Repayment of advance from other funds for capital purposes	-	-	-	(50)
Principal payments on debt	(7,668)	(360)	(8,028)	-
Interest payments on debt	(695)	(135)	(830)	-
Net cash provided by (used for) capital and related financing activities	(8,199)	(1,816)	(10,015)	(50)
Cash flows from investing activities:				
Interest received	45	61	106	-
Increase (decrease) in cash for the year	(2,202)	(790)	(2,992)	1,522
Cash and cash equivalents - beginning	9,198	5,803	15,001	17,620
Cash and cash equivalents - ending	\$ 6,996	\$ 5,013	\$ 12,009	\$ 19,142
Reconciliation of operating income (loss) to net cash provided by (used for) operating activities:				
Operating income (loss)	\$ 1,702	\$ 554	\$ 2,256	\$ 2,455
Adjustments to reconcile operating income (loss) to net cash provided by (used for) operating activities:				
Depreciation	899	358	1,257	60
Other non-operating revenue and expenses	22	43	65	-
(Increase) decrease in assets:				
Accounts receivable	(229)	2	(227)	(523)
Due from other funds	-	(3)	(3)	-
Inventories	40	2	42	-
Prepaid items	119	-	119	(551)
(Increase) decrease in deferred outflows of resources - pension	(203)	(87)	(290)	(181)
Increase (decrease) in liabilities:				
Accrued wages	-	(1)	(1)	3
Accounts payable	284	(96)	188	(9)
Accrued interest payable	(1)	2	1	-
Due to other funds	11	1	12	(2)
Compensated absences	14	5	19	7
Net pension liability	404	186	590	343
Increase (decrease) in deferred inflows of resources - pension	14	(1)	13	(30)
Net cash provided by (used for) operating activities	\$ 3,076	\$ 965	\$ 4,041	\$ 1,572
Noncash Capital Transactions				
Capital grant contributions	\$ 288	\$ -	\$ 288	\$ -

The notes to the basic financial statements are an integral part of this statement.

FRANKLIN COUNTY, OHIO

***Statement of Assets and Liabilities
Fiduciary Funds
December 31, 2017***

(Amounts in 000's)

	<u>Agency Funds</u>
Assets:	
Equity with County Treasurer (notes 1 & 4)	\$ 145,629
Cash and investments in segregated accounts (notes 1 & 4)	26,241
Property taxes receivable, net (note 6)	<u>1,759,602</u>
Total assets	<u>\$ 1,931,472</u>
Liabilities:	
Undistributed assets	\$ 1,847,438
Deposits held and due to others	<u>84,034</u>
Total liabilities	<u>\$ 1,931,472</u>

The notes to the basic financial statements are an integral part of this statement.

***Notes to the Basic Financial Statements
For the Year Ended December 31, 2017***

Note 1 – Summary of Significant Accounting Policies

The accompanying financial statements have been prepared in conformity with generally accepted accounting principles (GAAP) as applied to governmental units. The Governmental Accounting Standards Board (GASB) is the standard-setting body for governmental accounting and financial reporting principles. Franklin County (the County and the primary government) follows GASB guidance as applicable to its governmental and business-type activities. The most significant of the County's accounting policies are described below.

A. Reporting Entity

Franklin County was formed in 1803 and is a political subdivision of the State of Ohio. The three Commissioners serve as the County's budgeting, taxing and contracting authority. The Auditor serves as the chief fiscal officer. The Treasurer serves as the custodian of funds. All are elected positions.

The reporting entity is comprised of the primary government and other organizations (component units) that are included to ensure that the financial statements are not misleading. The primary government consists of all funds, departments, boards and agencies that are not legally separate from the County and for which the Commissioners are financially accountable.

Component units are legally separate organizations for which the County is financially accountable. Financial accountability exists in situations where the Commissioners appoint a voting majority of the organization's governing board and (1) the County is able to significantly influence the programs or services provided by the organization; or (2) the County is legally entitled to or can otherwise access the organization's resources; the County is legally obligated or has otherwise assumed the responsibility to finance the deficits of, or provide financial support to, the organization; or the County is obligated for the debt of the organization. Component units may also include organizations for which the County approves the budget, the issuance of debt or the levying of taxes.

The component units column on the government-wide financial statements includes the financial data of the County's discretely presented component units. They are reported in a separate column to emphasize their legal separation from the County. Condensed financial information for each component unit is provided in Note 19.

ARC Industries, Incorporated, of Franklin County, Ohio (ARC Industries) ARC Industries is a sheltered, not-for-profit workshop that enters into contracts with the business community to provide workers for various manufacturing and service industry jobs. ARC Industries employs clients of the Franklin County Board of Developmental Disabilities (FCBDD) to fill these positions. FCBDD is part of the primary government and its operations are accounted for as a special revenue fund. All supervisory personnel at ARC Industries are FCBDD employees. FCBDD trains the client-employees and provides the training supplies as well as the production facilities. ARC Industries buys the supplies used in its manufacturing processes. The two entities cooperate under a joint agreement that is automatically renewed annually unless either party gives notice within thirty days of year-end of its intention to cancel the agreement.

FRANKLIN COUNTY, OHIO

***Notes to the Basic Financial Statements
For the Year Ended December 31, 2017***

Note 1 – Summary of Significant Accounting Policies (Continued)

Through ARC Industries' relationship and financial integration with the FCBDD, ARC Industries is fiscally dependent on the County, and there is a financial benefit or financial burden relationship between the County and ARC Industries.

Franklin County Stadium, Inc. and Columbus Baseball Team, Inc. (Stadium and Team)

These two interrelated nonprofit corporations were organized under Ohio Revised Code (ORC) Chapter 1702 to provide entertainment and recreation in the stadium for the benefit and general welfare of the County. Upon dissolution of the corporations, their assets become the property of the Commissioners. The Franklin County Board of Parks and Recreation directs both the stadium and the team. While appointed by the Commissioners, the board operates autonomously and selects its own management.

The County owns the franchise for the team, entitling the County to field a team in the International League but without the authority to determine which team plays in the stadium. During 2007, the County issued special obligation bonds and notes for the construction of a new stadium (Huntington Park) and has pledged non-tax General Fund revenue for the related annual debt service, placing a financial burden on the County. The County owns the ballpark, and leases it to Stadium and Team through a lease agreement expiring in December 2033. See Note 8 for more information about the lease.

Complete financial statements for each of the individual component units may be obtained from the unit's administrative office.

ARC Industries 2879 Johnstown Road Columbus, Ohio 43219-1719	Franklin County Stadium 330 Huntington Park Lane Columbus, Ohio 43215-9988
--	--

***Notes to the Basic Financial Statements
For the Year Ended December 31, 2017***

Note 1 – Summary of Significant Accounting Policies (Continued)

In the case of the entities listed below, the County serves as fiscal agent but is not financially accountable for their operations. Accordingly, the activities of these entities are presented as agency funds within the basic financial statements.

Franklin County Public Health
Franklin County Soil and Water Conservation District
Mid-Ohio Regional Planning Commission
Franklin County Community Based Correctional Facility

The County's joint ventures and related organizations are listed below. A joint venture is a legal entity or other organization that results from a contractual arrangement, and that is owned, operated or governed by two or more participants as a separate and specific activity subject to joint control, in which the participants retain an ongoing financial interest or responsibility. For the related organizations, the County either appoints or acts as a member on the board, but the County's accountability for the organizations does not extend beyond the board membership, or the County receives financial benefit from the organization. See Notes 20 and 21, respectively, for more detail.

Joint Ventures

Columbus/Franklin County Affordable Housing Trust Corporation
Columbus-Franklin County Finance Port Authority
Franklin Park Conservatory Joint Recreation District

Related Organizations and Other Agreements

Central Ohio Community Improvement Corporation
Central Ohio Workforce Investment Corporation
Columbus and Franklin County Metropolitan Park District
Columbus Metropolitan Housing Authority
Columbus Metropolitan Library
Franklin County Convention Facilities Authority
Franklin County Family and Children First Council
Franklin County Healthier Buckeye Council
Friends of the Shelter
Housing of City Prisoners

B. Measurement Focus, Basis of Accounting and Financial Statement Presentation

Measurement Focus Measurement focus refers to *what* is expressed in reporting an entity's financial performance and position. A particular measurement focus is accomplished by considering *which* resources are measured. Changes in the economic resources are reflected as changes in net position (total assets and deferred outflows less total liabilities and deferred inflows). This focus is used in the government-wide, the proprietary fund and the fiduciary fund financial statements. Changes in the current financial resources focuses on the transactions or events that have increased or decreased the resources available for spending in the near future. This focus is used in the governmental fund financial statements.

***Notes to the Basic Financial Statements
For the Year Ended December 31, 2017***

Note 1 – Summary of Significant Accounting Policies (Continued)

Basis of Accounting Basis of accounting determines when transactions are reported on the financial statements. Differences in the accrual and the modified accrual basis of accounting arise in the timing of recognition of revenue and the recording of unavailable revenue, and in the presentation of expenses versus expenditures. The government-wide, the proprietary fund and the fiduciary fund financial statements report transactions on the accrual basis. The governmental fund financial statements utilize the modified accrual method. On the modified accrual basis, revenue is recorded in the fiscal year in which the resources are measurable and become available. “Available” means that the resources will be collected soon enough to be used to pay liabilities of the current fiscal year. The County considers revenues to be available if collected within sixty days of year-end. Under the non-GAAP budgetary basis, transactions are recorded when cash is received or disbursed.

Revenues: Exchange and Non-exchange Transactions Revenue resulting from exchange transactions, in which each party gives and receives essentially equal value, is recorded on the accrual basis when the exchange takes place. Non-exchange transactions, in which the County receives value without directly giving equal value in return, include sales taxes, property taxes, grants, entitlements and donations. On the accrual basis, revenue from sales taxes is recognized in the period in which the taxable sale takes place.

On the modified accrual basis, revenue from transactions must also be available before it can be recognized. Under this basis, the following revenue sources are considered to be both measurable and available at year-end: sales taxes, interest, federal and state grants and subsidies, state-levied locally shared taxes (including motor vehicle license fees and gasoline taxes), fees and rentals.

Unearned Revenue Unearned revenue arises when assets are recognized before revenue recognition criteria have been satisfied. Grants and entitlements received before the eligibility requirements are met are recorded as unearned revenue.

Unavailable Revenue Resource inflows that do not qualify for recognition as revenue in a governmental fund because they are not yet considered to be available. Sales taxes collected by the State as of December 31, 2017 and due to the County have been recorded as unavailable revenue. Property taxes for which there is an enforceable legal claim as of December 31, 2017, but were levied to finance year 2018 operations, have been recorded as unavailable revenue. Also, grants and entitlements received before the eligibility requirements are met are recorded as unavailable revenue.

Expenses/Expenditures On the accrual basis of accounting, expenses are recognized at the time they are incurred. The measurement focus of governmental fund accounting is decreases in net financial resources (expenditures) rather than expenses. On the modified accrual basis, expenditures are generally recognized in the accounting period in which the related fund liability is incurred, if measurable, provided current financial resources are to be used. As a result, compensated absences and most claims and judgments are not recorded as expenditures or liabilities until current financial resources are required. Allocations of cost, such as depreciation and amortization, are not recognized in governmental funds.

***Notes to the Basic Financial Statements
For the Year Ended December 31, 2017***

Note 1 – Summary of Significant Accounting Policies (Continued)

Financial Statement Presentation The County’s basic financial statements consist of government-wide statements displaying information about the County as a whole, and fund financial statements that provide a more detailed level of financial information.

Government-wide Financial Statements The government-wide financial statements are prepared using the economic resources measurement focus and the accrual basis of accounting. The statement of net position and the statement of activities include the non-fiduciary financial activities of the primary government and its component units. The statements distinguish between those primary government activities that are governmental (financed primarily by taxes and grants) and those that are business-type (relying significantly on user fees and charges). Component units are aggregated and shown in a single column, regardless of the type of underlying activity.

The statement of net position presents the financial condition of the governmental and business-type activities of the County and its component units at year-end. All assets, liabilities and deferrals associated with the operation of the County are included. Interfund receivables and payables within governmental activities and within business-type activities have been eliminated to minimize the duplicating effect on assets and liabilities within the governmental and business-type activities total columns. The balances of the internal service funds have been eliminated against the expenses and program revenues shown in governmental activities on the statement of activities.

The statement of activities demonstrates the degree to which the direct expenses are offset by program revenues for each function of the County’s governmental activities, for each segment of the business-type activities of the County and for activities of the County’s component units. This comparison of direct expenses with program revenues identifies the extent to which each segment or function is self-financing or draws from the County’s general revenues. Direct expenses are those that are specifically associated with a service, program or department and therefore clearly identifiable to a particular function or segment. Program revenues include (1) charges paid by the recipient of the goods or services and (2) grants and contributions that are restricted to meeting the operational or capital requirements of a particular function or segment. Revenues that are not classified as program revenues are presented as general revenues of the County. The activities of the internal service funds and interfund activity within the same function have been eliminated to avoid duplicating revenues and expenses. However, interfund services provided and used between functions are not eliminated in the process of consolidation. The County does not allocate indirect expenses to functions or segments in the statement of activities.

Revenue from property taxes is recognized in the fiscal year for which the taxes are levied (see Note 6). Revenues from grants, entitlements and donations are recognized in the fiscal year in which all eligibility requirements have been satisfied. Eligibility requirements include timing requirements that specify the year when the resources are required to be used or the year when use is first permitted; matching requirements in which the County must provide local resources to be used for a specified purpose; and expenditure requirements in which the resources are provided to the County on a reimbursement basis.

***Notes to the Basic Financial Statements
For the Year Ended December 31, 2017***

Note 1 – Summary of Significant Accounting Policies (Continued)

Fund Financial Statements The County uses funds to segregate transactions related to certain functions or activities in order to aid financial management and demonstrate legal compliance. Separate financial statements present financial information at a more detailed level for governmental funds, proprietary funds and fiduciary funds, even though the latter are excluded from the government-wide financial statements. The governmental and enterprise fund financial statements focus on major funds, with each major fund presented in a separate column. Nonmajor funds are aggregated and presented in a single column. The County also maintains two internal service funds. Agency funds, a type of fiduciary fund, are used to account for assets held by the government as agent for individuals, private organizations and other governments.

Governmental Funds Governmental funds are those through which most governmental functions are financed. All governmental funds are reported using the flow of current financial resources measurement focus and the modified accrual basis of accounting. With this measurement focus, only current assets, current liabilities and deferred inflows of resources generally are included on the balance sheet. Expendable assets are assigned to the various governmental funds according to the purposes for use. Current liabilities are assigned to the fund from which they will be paid. The difference between governmental fund assets, liabilities and deferred inflows of resources is reported as fund balance. The statement of revenues, expenditures and changes in fund balances reports on the sources (i.e., revenues and other financing sources) and uses (i.e., expenditures and other financing uses) of current financial resources. This approach differs from the manner in which the governmental activities of the government-wide financial statements are prepared. Reconciliation with brief explanations is included so as to better identify the relationship between the government-wide statements and the statements for governmental funds.

The following are the County's major governmental funds:

General Fund The General Fund is the primary operating fund and is available for any purpose, provided it is expended or transferred in accordance with state law. It accounts for all financial resources of the primary government not recorded elsewhere.

Board of Developmental Disabilities (FCBDD) Fund The FCBDD fund accounts for property taxes and federal and state grants restricted to expenditures for those services that benefit its clients. Expenditures include those for social service contracts, medical providers and the maintenance and operation of buildings and buses.

Children Services Board Fund The Children Services Board fund accounts for property taxes and federal and state funds restricted for programs designed to help abused, neglected, dependent and troubled children and their families.

Alcohol, Drug and Mental Health Board (ADAMH Board) Fund The ADAMH Board fund accounts for the provision of alcohol, drug addiction and mental health services to the public, generally through contracts with local mental health agencies. The largest revenue sources are property taxes, and federal and state funding.

***Notes to the Basic Financial Statements
For the Year Ended December 31, 2017***

Note 1 – Summary of Significant Accounting Policies (Continued)

The County's nonmajor governmental funds account for (1) grants and other resources where use is restricted to a particular purpose; (2) the accumulation of resources for, and payment of, the principal, interest and related costs for the County's long-term debt; and (3) financial resources used for the acquisition, construction or renovation of facilities (other than those financed by proprietary funds).

Proprietary Funds Proprietary fund reporting focuses on the determination of operating income, changes in net position, financial position and cash flows. Proprietary funds are classified as either enterprise or internal service. Like the government-wide statements, all proprietary funds are reported using the economic resources measurement focus and the accrual basis of accounting. All assets, deferred outflows, liabilities and deferred inflows associated with the operation of these funds are included on the statement of net position. The statement of revenues, expenses and changes in net position presents increases (i.e., revenues) and decreases (i.e., expenses) in net position. The statement of cash flows provides information about how the County finances and meets the cash flow needs of its proprietary activities.

Enterprise funds are used to account for operations that are financed and operated in a manner similar to private business enterprises. The County intends that the cost of providing services to the general public on a continuing basis be financed or recovered primarily through user charges. The County's enterprise funds are listed below:

Water and Sewer Fund The Water and Sewer fund accounts for the provision of water and sewer services to some parts of the County not serviced by others.

Parking Facilities Fund The Parking Facilities fund accounts for the fees and operations of parking facilities near County offices that serve County employees and the general public.

Internal service funds account for the financing of services provided by one agency to other agencies of the government on a cost-reimbursement basis. The County has an internal service fund to account for employee benefits and one for telecommunication charges to other funds.

Fiduciary Funds Fiduciary fund reporting uses the accrual basis of accounting. Because of their custodial nature, fiduciary funds do not measure results of operations and do not have a measurement focus. The County uses agency funds to account for assets held in a purely custodial capacity as fiscal agent for other entities and for various taxes, state-shared revenues, and fines and forfeitures collected on behalf of and distributed to other local governments. Agency fund transactions typically involve only the receipt, temporary investment and distribution of these resources.

***Notes to the Basic Financial Statements
For the Year Ended December 31, 2017***

Note 1 – Summary of Significant Accounting Policies (Continued)

C. Cash, Cash Equivalents and Investments

Cash resources of the majority of individual funds are combined to form a pool of cash and investments managed by the County Treasurer. Interest earned on investments is accrued as earned. Under existing Ohio law, all investment earnings are assigned to the General Fund unless contractually required to be credited to a specific fund. Distribution is made utilizing a formula based on the average monthly balance of cash and cash equivalents of all funds. Interest revenue credited to the General Fund (non-GAAP budgetary basis) during the year amounted to \$16,273,000 which includes \$13,273,000 assigned from other County Funds.

For reporting purposes, "Equity with County Treasurer" is defined as cash on hand, demand deposits and investments held in the County treasury. "Cash, cash equivalents and investments in segregated accounts" is defined as cash, deposits and investments not held in the treasury. "Restricted cash" is defined as cash, deposits and investments held either in the treasury or in an outside account, and which is separate from the County's assets (e.g., customer deposits or unclaimed moneys).

For cash flow reporting purposes, the County's proprietary funds consider cash and cash equivalents to be cash on hand, demand deposits and short-term investments with original maturities of three months or less from the date of acquisition. "Equity with County Treasurer" is considered to be cash and cash equivalents since these assets are available on demand.

The County's investment in the State Treasury Asset Reserve of Ohio (STAR Ohio) is an investment pool managed by the State Treasurer's Office which allows governments within the State to pool their funds for investment purposes. STAR Ohio is not registered with the SEC as an investment company and is recognized as an external investment pool by the County. The County measures their investment in STAR Ohio at the net asset value (NAV) per share provided by STAR Ohio. The NAV per share is calculated on an amortized cost basis that provides a NAV per share that approximates fair value. For 2017, there were no limitations or restrictions on any participant withdrawals due to redemption notice periods, liquidity fees, or redemption gates. However, notice must be given twenty-four hours in advance of all deposits and withdrawals exceeding \$25 million. STAR Ohio reserves the right to limit the transaction to \$50 million, requiring the excess amount to be transacted the following business day(s), but only to the \$50 million limit. All accounts of the participant will be combined for these purposes. Note 4 provides details regarding cash, cash equivalents and investments held by the County.

Investments held by the component units are considered available for sale and are stated at fair value. The component units use the specific identification cost method when calculating realized gains and losses on sales of investments.

D. Loans Receivable

"Loans receivable" consists of long-term revolving loans for housing and community development projects. The programs are primarily funded by a federal block grant, with a local match from the County. "Loans receivable" is offset by a credit to "Unearned revenue." The expenditure is recorded when the loan is made. The loans for which there is some doubt of collection are not included in the receivable.

FRANKLIN COUNTY, OHIO

***Notes to the Basic Financial Statements
For the Year Ended December 31, 2017***

Note 1 – Summary of Significant Accounting Policies (Continued)

E. Inventories

Inventories consist of expendable supplies held for consumption. Inventories are valued at cost using the first in/first out (FIFO) method and recorded as expenditures/expenses when used rather than when purchased.

F. Prepaid Items

Payments made to vendors for services that will benefit periods beyond December 31, 2017, are recorded as prepaid items in both the government-wide and fund financial statements. The consumption method is used, recording a current asset for the prepaid amount and reflecting the expenditure/expense in the year in which services are consumed.

G. Capital Assets

Capital assets are those assets not specifically related to activities reported in the proprietary funds and generally result from expenditures in the governmental funds. These assets are reported in the governmental activities column of the government-wide statement of net position but are not reported in the fund financial statements. Capital assets utilized by the proprietary funds are reported both in the business-type activities column of the government-wide statement of net position and in the respective fund financial statements.

Capital assets are capitalized at cost (or estimated historical cost) and updated for additions and retirements during the year. Donated capital assets, donated works of art and similar items, and capital assets received in a service concession arrangement are recorded at their acquisition value. For assets other than infrastructure, the County maintains a capitalization threshold of \$5,000 (amount not rounded), an estimated life of five or more years and a salvage value equal to 10 percent of the original cost for certain assets. The County's infrastructure consists of roads, bridges, water lines and sewer lines, with a capitalization threshold of \$100,000. The costs of improvements and major renovations that extend the asset's useful life are capitalized. Interest incurred during the construction of assets utilized by the enterprise funds is also capitalized. Normal maintenance and repair costs that do not add to the value of the asset nor materially extend an asset's life are not capitalized.

Capital assets are depreciated except for land and construction in progress. Improvements are depreciated over the remaining useful lives of the related capital assets. Useful lives for infrastructure have been estimated based on the County's historical records of necessary improvements and replacement. Capital assets are shown net of accumulated depreciation. Depreciation and amortization of capitalized interest are computed using the straight-line method over the following estimated useful lives:

Buildings	30-50 years
Building improvements	10-25 years
Roads and bridges	37-50 years
Sewer and water lines	20-70 years
Machinery and equipment	5-20 years

***Notes to the Basic Financial Statements
For the Year Ended December 31, 2017***

Note 1 – Summary of Significant Accounting Policies (Continued)

H. Deferred Outflows/Inflows of Resources

In addition to assets, the statement of financial position will sometimes report a separate section for deferred outflows of resources. This separate financial statement element, *deferred outflows of resources*, represents a consumption of net position that applies to a future period(s) and so will *not* be recognized as an outflow of resources (expense/expenditure) until then. For the County, deferred outflows of resources are reported on the government-wide statement of net position for deferred charges on refunding and for pension. A deferred charge on refunding results from the difference in the carrying value of refunding debt and its reacquisition price. This amount is deferred and amortized over the shorter of the life of the refunded or refunding debt. The deferred outflows of resources related to pension are explained in Note 14.

In addition to liabilities, the statement of financial position will sometimes report a separate section for deferred inflows of resources. This separate financial statement element, *deferred inflows of resources*, represents an acquisition of net position that applies to a future period(s) and so will *not* be recognized as an inflow of resources (revenue) until that time. For the County, deferred inflows of resources include property taxes, pension and unavailable revenue. On the government-wide statement of net position and governmental funds balance sheet, property taxes that are intended to finance future fiscal periods are reported as deferred inflows. In addition, the governmental funds balance sheet reports deferred inflows which arise only under a modified accrual basis of accounting. Accordingly, the item, *unavailable revenue*, is reported only in the governmental funds balance sheet. The governmental funds report unavailable revenues from property taxes. These amounts are deferred and recognized as an inflow of resources in the period that the amounts become available. Deferred inflows of resources related to pension are reported on the government-wide statement of net position explained in Note 14.

I. Pensions

For purposes of measuring the net pension liability, deferred outflows of resources and deferred inflows of resources related to pensions, and pension expense, information about the fiduciary net position of the pension plans and additions to/deductions from their fiduciary net position have been determined on the same basis as they are reported by the pension systems. For this purpose, benefit payments (including refunds of employee contributions) are recognized when due and payable in accordance with the benefit terms. The pension systems report investments at fair value.

J. Interfund Balances

Activity between funds that represents lending/borrowing arrangements outstanding, and unpaid interfund services at the end of the fiscal year are referred to as “Due to/from other funds” or “Advances to/from other funds.” Interfund receivables and payables within governmental activities and within business-type activities have been eliminated in the government-wide statement of net position; any residual outstanding between the governmental activities and business-type activities are reported as “Internal balances.”

***Notes to the Basic Financial Statements
For the Year Ended December 31, 2017***

Note 1 – Summary of Significant Accounting Policies (Continued)

K. Accrued Liabilities and Long-term Obligations

All payables, accrued liabilities and long-term obligations are reported on the government-wide statement of net position, and all payables, accrued liabilities and long-term obligations payable from proprietary funds are reported on the proprietary fund financial statements. Bond premiums and discounts are deferred and amortized over the life of the bonds using the effective interest method.

Bonds payable are reported net of the applicable bond premium or discount. Debt issuance costs, except any portion related to prepaid insurance costs, are recognized as an expense in the period incurred.

In general, governmental fund payables and accrued liabilities that, once incurred, are paid in full from current financial resources are reported as obligations of the funds. However, claims and judgments, compensated absences and net pension liability that will be paid from governmental funds are reported as a liability in the fund financial statements only to the extent that they are due for payment during the current year. Bonds, loans and capital leases are recognized as liabilities on the fund financial statements when due.

L. Self-insurance

The Commissioners have formed the Franklin County Cooperative Health Benefits Program (the Program) to provide multiple employee health care benefit plans. Approximately 5,000 County employees and 500 employees of other political subdivisions are covered by the Program. Premiums are established based on an independent actuarial evaluation, and are designed to be sufficient to cover all incurred claims and build a reserve for this joint self-insurance arrangement. If the reserve is insufficient at any point in time to cover catastrophic losses, the losses will be covered by the County's General Fund with adjustments made to future premium rates. The County is the predominant participant, and activities related to the Program are reported in the Employee Benefits internal service fund. The County has recorded a liability at year-end in the Employee Benefits fund for pending claims and incurred but unreported claims.

Beginning in 2012 the County began to self-insure its workers' compensation costs. Charges are established based on an independent actuarial evaluation, and are designed to be sufficient to cover all incurred claims and maintain a reserve for this self-insurance arrangement. If the reserve is insufficient at any point in time to cover claims, the claims will be covered by the County's General Fund with adjustments made to future charge rates. The County is the only participant and activities related to the program are reported in the Employee Benefits internal service fund.

The County maintains comprehensive insurance coverage with private carriers for real property, building contents and vehicles in a maximum amount of \$500 million (blanket limit) with a \$100,000 deductible clause. In addition, the County self-insures its general liability coverage, except for medical malpractice insurance for the Sheriff's Inmate Medical Care Program, which covers the doctors, nurses, and the County's various liability with respect thereto. The commercial coverage for this medical malpractice insurance has a \$1 million per occurrence limit with a \$3 million per year aggregate limit and a \$6 million maximum policy limit.

***Notes to the Basic Financial Statements
For the Year Ended December 31, 2017***

Note 1 – Summary of Significant Accounting Policies (Continued)

M. Compensated Absences

The County permits employees to accumulate earned but unused vacation and sick leave benefits. Vacation benefits are accrued as a liability in the government-wide and proprietary fund financial statements when the benefits are earned if (1) the vacation leave is related to services already rendered and (2) it is probable that the employee will be compensated through time off or some other means in a future period. Sick leave benefits are accrued in the government-wide and proprietary fund financial statements using the vesting method. The sick leave liability is based on accumulated sick leave and employee wage rates at December 31 for those employees who are currently eligible to receive termination benefits and those the County has identified as probable of receiving payment in the future. A liability for compensated absences is recorded in governmental funds only if they have matured, for example as a result of employee resignation or retirement.

The criteria for determining vacation and sick leave liabilities are based on Commissioners' policies for compensated absences. The policies set by negotiated agreements and by other appointing authorities may vary slightly. Vacation and sick leave are accumulated based on hours worked. Vacation pay is fully vested after one year of full-time service. By Ohio law, accumulated vacation cannot exceed three times the annual accumulation rate for an employee. There is no limit for the accumulation of sick leave.

Employees with eight to eighteen years of service at time of separation or retirement receive payment for one-fourth of their accumulated sick leave. Employees with eighteen or more years of service receive payment for one-half of their accumulated sick leave. All payments are made at the employee's current wage rate.

N. Fund Balance

Fund balance is divided into five classifications based primarily on the extent to which the County is bound to observe constraints imposed upon the use of the resources in the governmental funds. The classifications are as follows:

Nonspendable – The nonspendable fund balance category includes amounts that cannot be spent because they are not in spendable form, or legally or contractually required to be maintained intact. The “not in spendable form” criterion includes items that are not expected to be converted to cash. It also includes the long-term amount of loans receivable, as well as property acquired for resale, unless the use of the proceeds from the collection of those receivables or from the sale of those properties is restricted, committed, or assigned.

Restricted – Fund balance is reported as restricted when constraints placed on the use of resources are either externally imposed by creditors (such as through debt covenants), grantors, contributors, or laws or regulations of other governments or is imposed by law through constitutional provisions or enabling legislation.

***Notes to the Basic Financial Statements
For the Year Ended December 31, 2017***

Note 1 – Summary of Significant Accounting Policies (Continued)

Enabling legislation authorizes the County to assess, levy, charge, or otherwise mandate payment of resources (from external resource providers) and includes a legally enforceable requirement that those resources be used only for the specific purposes stipulated in the legislation. Legal enforceability means that the County can be compelled by an external party—such as citizens, public interest groups, or the judiciary to use resources created by enabling legislation only for the purposes specified by the legislation.

Committed – The committed fund balance classification includes amounts that can be used only for the specific purposes imposed by formal action (resolution) of the Board of County Commissioners. Those committed amounts cannot be used for any other purpose unless the Board of County Commissioners removes or changes the specified use by taking the same type of action (resolution) it employed to previously commit those amounts. In contrast to fund balance that is restricted by enabling legislation, committed fund balance classification may be redeployed for other purposes with appropriate due process. Constraints imposed on the use of committed amounts are imposed by the Board of County Commissioners, separate from the authorization to raise the underlying revenue; therefore, compliance with these constraints are not considered to be legally enforceable. Committed fund balance also incorporates contractual obligations to the extent that existing resources in the fund have been specifically committed for use in satisfying those contractual requirements.

Assigned – Amounts in the assigned fund balance classification are intended to be used by the County for specific purposes but do not meet the criteria to be classified as restricted or committed. The Board of County Commissioners may assign fund balance as it does when appropriating fund balance to cover a gap between estimated revenue and appropriations in the subsequent year’s appropriated budget. In governmental funds other than the General Fund, assigned fund balance represents the remaining amount that is not restricted or committed. In the General Fund, assigned amounts represent intended uses established by the Board of County Commissioners. Unlike commitments, assignments generally only exist temporarily and additional action does not normally have to be taken for the removal of an assignment.

Unassigned – Unassigned fund balance is the residual classification for the General Fund and includes all spendable amounts not contained in the other classifications. In other governmental funds, the unassigned classification is used only to report a deficit balance resulting from overspending for specific purposes for which amounts had been restricted, committed, or assigned.

The County applies restricted resources first when expenditures are incurred for purposes for which either restricted or unrestricted (committed, assigned, and unassigned) amounts are available. Similarly, within unrestricted fund balance, committed amounts are reduced first followed by assigned, and then unassigned amounts when expenditures are incurred for purposes for which amounts in any of the unrestricted fund balance classifications could be used.

***Notes to the Basic Financial Statements
For the Year Ended December 31, 2017***

Note 1 – Summary of Significant Accounting Policies (Continued)

O. Net Position

Net position represents the difference between assets, deferred outflows, liabilities and deferred inflows. Net investment in capital assets consist of capital assets, net of accumulated depreciation, reduced by the outstanding balances of any borrowing used for the acquisition, construction or improvement of those assets. Net position is reported as restricted when there are limitations imposed on its use through external restrictions imposed by creditors or grantors, or laws or regulations of other governments. Restricted resources are applied when an expense is incurred for purposes for which both restricted and unrestricted net position is available.

P. Operating Revenues and Expenses

Operating revenues are those revenues that are generated directly from the primary activity of the proprietary funds. For the County, these revenues are charges for water and sewer services and for use of the parking facilities. Operating expenses are necessary costs incurred to provide the services that are the primary activities of the fund. Revenues and expenses not meeting this definition are reported as non-operating revenues and expenses.

Q. Capital Contributions

Capital contributions are made from the federal, state, and other participating local governments to the governmental funds for construction projects. For business-type activities, capital contributions arise from contributions of capital assets, tap-in fees to the extent they exceed the cost of the connection to the system, or from grants or outside contributions of resources restricted to capital acquisition and construction.

R. Interfund Activity

Transfers between governmental and business-type activities on the government-wide statements are reported in the same manner as general revenues. Exchange transactions between funds are reported as revenues in the seller funds and as expenditures/expenses in the purchaser funds. Flows of cash or goods from one fund to another without a requirement for repayment are reported as interfund transfers. Interfund transfers are reported as other financing sources/uses in governmental funds and after non-operating revenues/expenses in proprietary funds.

S. Estimates

The preparation of the financial statements in conformity with GAAP requires management to make estimates and assumptions that affect the amounts reported in the financial statements and accompanying notes. Actual results may differ from those estimates.

T. Fair Market Value

The County categorizes its fair value measurements within the fair value hierarchy established by generally accepted accounting principles. The hierarchy is based on the valuation inputs used to measure the fair value of the asset. Level 1 inputs are quoted prices in active markets for identical assets. Level 2 inputs are significant other observable inputs; Level 3 inputs are significant unobservable inputs.

***Notes to the Basic Financial Statements
For the Year Ended December 31, 2017***

Note 2 – Changes in Accounting Principles

During the year, the County adopted the GASB Statements listed below.

Statement No. 73, *Accounting and Financial Reporting for Pensions and Related Assets that are Not Within the Scope of GASB Statement 68, and Amendments to Certain Provisions of GASB Statements 67 and 68*. This Statement establishes requirements for defined benefit pensions that are not within the scope of Statement No. 68, *Accounting and Financial Reporting for Pensions*, as well as for the assets accumulated for purposes of providing those pensions. In addition, it establishes requirements for defined contribution pensions that are not within the scope of Statement 68. It also amends certain provisions of Statement No. 67, *Financial Reporting for Pension Plans*, and Statement 68 for pension plans and pensions that are within their respective scopes.

Statement No. 74, *Financial Reporting for Postemployment Benefit Plans Other Than Pension Plans*. This Statement replaces Statements No. 43, *Financial Reporting for Postemployment Benefit Plans Other Than Pension Plans*, as amended, and No. 57, *OPEB Measurements by Agent Employers and Agent Multiple-Employer Plans*. It also includes requirements for defined contribution OPEB plans that replace the requirements for those OPEB plans in Statement No. 25, *Financial Reporting for Defined Benefit Pension Plans and Note Disclosures for Defined Contribution Plans*, as amended, Statement 43, and Statement No. 50, *Pension Disclosures*.

Statement No. 80, *Blending Requirements for Certain Component Units – An Amendment of GASB Statement No. 14*. This Statement amends the blending requirements for the financial statement presentation of component units of all state and local governments. The additional criterion requires blending of a component unit incorporated as a not-for-profit corporation in which the primary government is the sole corporate member. The additional criterion does not apply to component units included in the financial reporting entity pursuant to the provisions of Statement No. 39, *Determining Whether Certain Organizations Are Component Units*.

Statement No. 81, *Irrevocable Split-Interest Agreements*. This Statement requires that a government that receives resources pursuant to an irrevocable split-interest agreement recognize assets, liabilities, and deferred inflows of resources at the inception of the agreement. Furthermore, the Statement requires that a government recognize assets representing its beneficial interests in irrevocable split-interest agreements that are administered by a third party, if the government controls the present service capacity of the beneficial interests. This Statement requires that a government recognize revenue when the resources become applicable to the reporting period.

Statement No. 82, *Pension Issues – An Amendment of GASB Statements No. 67, No. 68, and No. 73*. This Statement clarifies that a deviation, as the term is used in Actuarial Standards of Practice issued by the Actuarial Standards Board, from the guidance in an Actuarial Standard of Practice is not considered to be in conformity with the requirements of Statement 67, Statement 68, or Statement 73 for the selection of assumptions used in determining the total pension liability and related measures.

The adoption of the above statements had no impact on these financial statements.

***Notes to the Basic Financial Statements
For the Year Ended December 31, 2017***

Note 2 – Changes in Accounting Principles (Continued)

Other pronouncements (listed below) have been issued by the GASB. The County intends to adopt these pronouncements at the required time. The County has not determined the effect that adoption of these statements will have on its financial statements.

- GASB Statement No. 75, *Accounting and Financial Reporting for Postemployment Benefits Other Than Pensions* – effective for financial statements for periods beginning after June 15, 2017.
- GASB Statement No. 83, *Certain Asset Retirement Obligations* – effective for financial statements for periods beginning after June 15, 2018.
- GASB Statement No. 84, *Fiduciary Activities* – effective for financial statements for periods beginning after December 15, 2018.
- GASB Statement No. 85, *Omnibus 2017* – effective for financial statements for periods beginning after June 15, 2017.
- GASB Statement No. 86, *Certain Debt Extinguishment Issues* – effective for financial statements for periods after June 15, 2017.
- GASB Statement No. 87, *Leases* - effective for financial statements for periods after December 15, 2019.

Note 3 – Budgetary Information and Compliance

In accordance with Ohio law, annual budgets are adopted for the General Fund, special revenue funds, debt service funds, capital projects funds, and proprietary funds. The Franklin County Budget Commission, composed of the Auditor, Treasurer and Prosecutor, approves tax budgets and certificates of estimated resources for the County itself and for schools, municipalities, townships and other agencies that are funded by tax dollars. The certificate of estimated resources issued by the Budget Commission states the projected revenue of each fund and establishes a limit on the amount the County may appropriate. The County's total contemplated expenditures from any fund during the fiscal year cannot exceed the amount available as stated in the certificate of estimated resources. On or about January 1, the certificate of estimated resources is amended to include any unencumbered fund balances from the preceding year. During the year, as actual revenues vary from the estimates, the certificate may be amended further if an estimate needs either to be increased or decreased. Such amendments were made during 2017. The amounts reported as the original budget reflect the amounts in the amended certificate of estimated resources in place on the date the operating budget is adopted. The amounts reported as the final budgeted amounts in the budgetary statements reflect the amounts in the final amended certificate issued during 2017.

FRANKLIN COUNTY, OHIO

**Notes to the Basic Financial Statements
For the Year Ended December 31, 2017**

Note 3 – Budgetary Information and Compliance (Continued)

The appropriations resolution is the Commissioners’ authorization to spend resources. The resolution sets annual limits on expenditures plus encumbrances at the major object level within a fund, thereby establishing the legal level of control. The Commissioners passed the 2017 appropriation resolution on December 20, 2016. Revisions to the original budget require a resolution signed by at least two Commissioners. Supplemental appropriations were made during 2017. Under Ohio law, budgetary appropriations may not exceed estimated resources, with a balanced budget maintained in each fund. At the end of the year, all encumbrances are canceled and all appropriations lapse, reverting to the respective funds from which they were appropriated.

Two nonmajor governmental funds had a negative fund balance on the GAAP basis (Homeland Security and Justice Programs \$1,364,000 and Dog and Kennel \$485,000). The deficit was due to the timing of intergovernmental revenue and temporary financing through loans from the General Fund.

The County reports financial position, results of operations and changes in fund balance based on GAAP. State law also requires the County to account for transactions on a non-GAAP budgetary basis of cash receipts, cash disbursements and encumbrances. The major differences between the non-GAAP budgetary basis and the GAAP basis are that:

1. Revenues are recorded when received in cash (budget) as opposed to when susceptible to accrual (GAAP).
2. Expenditures/expenses are recorded when paid in cash (budget) as opposed to when the liability is incurred (GAAP).
3. Borrowing arrangements between funds are treated as revenues and expenditures (budget) as opposed to increases and decreases in assets and liabilities (GAAP).

The statement of revenues, expenditures and changes in fund balances – budget and actual (non-GAAP budgetary basis) is presented in the basic financial statements for the General Fund and major special revenue funds. Adjustments necessary to reconcile the results of operations at the end of the year between the GAAP basis and the non-GAAP budgetary basis are as follows:

Net Change in Fund Balance (Deficit) General and Major Special Revenue Funds (Amounts in 000's)				
	General	FCBDD	Children Services Board	ADAMH Board
GAAP basis	\$ 30,331	\$ 7,185	\$ 3,622	\$ 405
Net adjustment for revenue accruals	(7,821)	3,337	1,699	427
Net adjustment for expenditure accruals	304	104	(1,145)	6,437
Differences in reporting for interfund balances	2,520	(1,432)	-	-
Funds budgeted as Special Revenue Funds	(1,003)	-	-	-
Non-GAAP budgetary basis	\$ 24,331	\$ 9,194	\$ 4,176	\$ 7,269

***Notes to the Basic Financial Statements
For the Year Ended December 31, 2017***

Note 4 – Cash, Deposits and Investments

Moneys held by the County are classified by state statute into two categories. Active moneys are public moneys determined to be necessary to meet current demand upon the County treasury. Active moneys must be maintained either as cash in the County treasury, in commercial accounts payable or able to be withdrawn on demand, or in money market deposit accounts. Moneys held by the County that are not considered active are classified as inactive. Inactive moneys are invested in authorized securities in accordance with the Franklin County Treasurer Investment and Depository Policy, as adopted by majority vote of the Investment Advisory Committee.

A. Primary Government

Deposits: Deposits include amounts held in demand accounts and savings accounts. At year-end, the carrying amount of the County's deposits was \$45,298,000. The bank balances totaled \$58,257,000.

Custodial credit risk is the risk that, in the event of a bank failure, the government's deposits may not be returned. Protection of the County's deposits is provided by the Federal Deposit Insurance Corporation (FDIC), by eligible securities pledged by the financial institution as security for repayment, by letter of credit deposited with the County Treasurer by the financial institution or by a single collateral pool established by the financial institution to secure the repayment of all public moneys deposited with the institution. Of the bank balances totaling \$58,257,000, \$1,850,000 was insured by FDIC. The remaining balance of \$56,407,000 was collateralized with securities held in single financial institution collateral pools in the name of the respective depository bank, and pledged as a pool of collateral against all the public moneys it holds. All County demand deposits were either insured or collateralized, in accordance with state law and the County's investment policy. The County has no deposit policy for custodial credit risk beyond the requirements of state statute.

Investments: The following securities are authorized investments under both the County's policy and the ORC:

1. United States Treasury notes, bills, bonds, or other obligation or security issued by the Treasury, any other obligation guaranteed as to principal and interest by the U. S., or any book entry, zero-coupon security that is a direct obligation of the United States.
2. Bonds, notes, debentures, or any other obligations or securities issued directly by any federal government agency or instrumentality.
3. Bonds and other obligations of the State of Ohio or its political subdivisions, provided that such political subdivisions are located wholly or partly within the County and the investments shall not exceed five percent of the County's total average portfolio.
4. The State Treasurer's investment pool (STAR Ohio).

***Notes to the Basic Financial Statements
For the Year Ended December 31, 2017***

Note 4 – Cash, Deposits and Investments (Continued)

5. No-load money market mutual funds consisting exclusively of obligations described in (1) or (2) and repurchase agreements secured by such obligations, provided that the investments are made only through eligible institutions and the investments shall not exceed fifty percent of the County's total average portfolio.
6. Up to fifteen percent of the County's total average portfolio in high-grade notes issued by U. S. corporations, and the notes mature no later than two years after purchase.
7. Up to twenty-five percent of the County's total average portfolio in either of the following:
 - a. High grade commercial paper when the aggregate value of the notes does not exceed ten percent of the aggregate value of the outstanding commercial paper of the issuing corporation, and the notes mature no later than 270 days after purchase.
 - b. Bankers acceptances of banks insured by the FDIC when the obligations are eligible for purchase by the Federal Reserve System and mature no later than 180 days after purchase.
8. High-grade debt interests issued by foreign nations diplomatically recognized by the U.S. government. All interest and principal shall be denominated and payable in U.S. funds. In the aggregate, this investment shall not exceed one percent of a two-year rolling average of the County's portfolio, and shall mature no later than five years after purchase.
9. Written repurchase agreements in the securities described in (1) or (2) provided that the market value of the agreement be at least two percent and be marked to market daily, and that the term of the agreement must not exceed thirty days.

Investments in derivative securities, reverse repurchase agreements and collateralized mortgage obligations are prohibited. The issuance of taxable notes for the purpose of arbitrage, the use of leverage and purchases on margin or short sale are also prohibited. An investment must mature within five years from the date of purchase unless matched to a specific County obligation or debt.

The County categorizes its fair value measurements within the fair value hierarchy established by generally accepted accounting principles. The hierarchy is based on the valuation inputs used to measure the fair value of the asset. Level 1 inputs are quoted prices in active markets for identical assets; Level 2 inputs are significant other observable inputs; Level 3 inputs are significant unobservable inputs.

FRANKLIN COUNTY, OHIO

**Notes to the Basic Financial Statements
For the Year Ended December 31, 2017**

Note 4 – Cash, Deposits and Investments (Continued)

As of December 31, 2017, the primary government had the following investments (based on quoted market prices) and maturities:

(Amounts in 000's, Time in Years)					
Investment Type	Fair Value	Less than 1	1 – 2	2 – 5	% of Portfolio
U.S. Treasuries	\$ 52,421	\$ 997	\$ 13,290	\$ 38,134	4.53%
FHLB notes	170,171	67,203	24,481	78,487	14.71%
FHLMC notes	224,983	33,315	64,737	126,931	19.45%
FNMA notes	320,285	58,970	83,132	178,183	27.68%
FFCB notes	189,308	47,124	33,826	108,358	16.36%
Foreign bonds	9,000	3,500	2,000	3,500	0.78%
County municipal bonds	33,878	19,245	-	14,633	2.93%
Commercial paper	74,436	74,436	-	-	6.43%
STAR Ohio	82,452	82,452	-	-	7.13%
Money markets	1	1	-	-	0.00%
Total investments	<u>\$ 1,156,935</u>	<u>\$ 387,243</u>	<u>\$ 221,466</u>	<u>\$ 548,226</u>	<u>100.00%</u>

Interest rate risk: The ORC and the Investment and Depository Policy of the County limit the purchase of securities to those with a maturity of no more than five years from the date of purchase unless matched to a specific obligation or debt of the County.

Credit risk: The ORC limits investments in commercial paper, corporate bonds, municipal bonds and mutual bond funds to the top two ratings issued by nationally recognized statistical rating organizations at the time of purchase. All federal agency notes had a rating of AAA from Standard & Poor's, and Aaa from Moody's. All municipal bonds had a rating of AAA from Standard & Poor's, and Aa2 from Moody's. The ORC limits investments in foreign bonds to the top three ratings issued by nationally recognized statistical rating organizations at the time of purchase. The State of Israel Bonds were rated A by Standard & Poor's, and Aa by Moody's. Standard & Poor's has assigned STAR Ohio an AAAM money market rating. The County had investments in two other money market accounts at year-end, each rated AAAM by Standard & Poor's and Aaa by Moody's.

Concentration of credit risk: The County's investment policy provides for diversification to avoid undue concentration in securities of one type or securities of one financial institution. This restriction does not apply to obligations guaranteed by the U.S. government. The investment policy allows for a maximum of 1.0 percent of the County's total investments to be invested in foreign government debt. Of the County's total investments, 14.71 percent are FHLB notes, 19.45 percent are FHLMC notes, 27.68 percent are FNMA notes and 16.36 percent are FFCB notes. All other investment types are less than ten percent of the County's total investments.

FRANKLIN COUNTY, OHIO

**Notes to the Basic Financial Statements
For the Year Ended December 31, 2017**

Note 4 – Cash, Deposits and Investments (Continued)

Custodial credit risk: For an investment, the custodial credit risk is the risk that, in the event of the failure of the counterparty to a transaction, the County will not be able to recover the value of the investments or collateral securities that are in the possession of an outside party. In order to mitigate custodial risk, the County purchases its investments only through an approved broker/dealer or institution. Further, payment for investments is made only upon delivery of the securities representing the investments to the Treasurer or qualified trustee or, if the securities are not represented by a certificate, upon receipt of confirmation of transfer from the custodian.

B. Component Units

Deposits: All monies are deposited into banks or investment companies designated by each component unit's governing board. Funds not needed for immediate expenditure may be deposited in interest bearing or non-interest bearing accounts, or U.S. government obligations. Security shall be furnished for all deposits, whether interest bearing or non-interest bearing, except that no such security is required for U.S. government obligations.

Custodial risk is the risk that, in the event of bank failure, the deposits of the component unit might not be recovered. At December 31, 2017, discretely presented component units held demand deposits with a carrying value of \$3,621,000. The bank balances totaled \$3,776,000. All bank balances, with the exception of \$2,050,000, were insured by FDIC.

Investments: As of December 31, 2017, the component units had the following investments (based on quoted market prices) and maturities (where applicable):

(Amounts in 000's, Time in Years)			
Investment Type	Fair Value	Less than 1	% of Portfolio
Corporate bonds	\$ 5,125	\$ 5,125	38.54%
Managed equity account	1,930	1,930	14.51%
Mutual funds	5,213	5,213	39.21%
Money markets	103	103	0.77%
Cash surrender value of life insurance	927	927	6.97%
Total investments	<u>\$ 13,298</u>	<u>\$ 13,298</u>	<u>100.00%</u>

Interest rate risk: The component units do not have policies limiting investment maturities as a means of managing exposure to fair value losses arising from increasing interest rates, except for ARC Industries, which limits fixed income securities to maturity of fifteen years.

Credit risk: ARC Industries limits investments so that average rating is between B and AAA based on the type of investment. No other component units place a limit on the ratings of their securities other than the ORC requirements. ARC Industries bond mutual funds have quality ratings of AAA to B as rated by Standard & Poor's and money markets have an A+ rating.

Concentration of credit risk: The component units do not place a limit on the amount that may be invested in any one issuer.

FRANKLIN COUNTY, OHIO

**Notes to the Basic Financial Statements
For the Year Ended December 31, 2017**

Note 4 – Cash, Deposits and Investments (Continued)

Custodial credit risk: For an investment, the custodial credit risk is the risk that, in the event of the failure of the counterparty to a transaction, the component unit will not be able to recover the value of the investments or collateral securities that are in the possession of an outside party. In order to mitigate custodial risk, the component units purchase their investments only through an approved broker/dealer or institution.

C. Reconciliation to Statement of Net Position

The deposits and investments reconcile to the statements of net position as follows:

	(Amounts in 000's)		
	Primary Government	Component Units	Total
Deposits and investments:			
Carrying amount of deposits	\$ 45,298	\$ 3,621	\$ 48,919
Fair value of investments	1,156,935	13,298	1,170,233
Total deposits and investments	<u>\$ 1,202,233</u>	<u>\$ 16,919</u>	<u>\$ 1,219,152</u>
Per statement of net position:			
Equity with County Treasurer	\$ 1,024,441	\$ -	\$ 1,024,441
Cash and investments in segregated accounts	3,309	16,919	20,228
Restricted cash	2,613	-	2,613
	<u>1,030,363</u>	<u>16,919</u>	<u>1,047,282</u>
Per statement of fiduciary net position:			
Equity with County Treasurer	145,629	-	145,629
Cash and investments in segregated accounts	26,241	-	26,241
	<u>171,870</u>	<u>-</u>	<u>171,870</u>
Total per statements of net position	<u>\$ 1,202,233</u>	<u>\$ 16,919</u>	<u>\$ 1,219,152</u>

FRANKLIN COUNTY, OHIO

***Notes to the Basic Financial Statements
For the Year Ended December 31, 2017***

Note 5 – Interfund Balances and Transfers

Interfund balances consisted of the following:

A. Due to/from Other Funds

These balances resulted primarily from the time lag between the dates that interfund goods and services are provided or reimbursable expenditures occur and payments between funds are made.

(Amounts in 000's)		
Receivable Fund	Payable Fund	Amount
General	Board of Developmental Disabilities	\$ 22
	Children Services Board	170
	Nonmajor governmental funds	705
	Enterprise funds	30
	Internal service fund	<u>24</u>
		951
Board of Developmental Disabilities	Children Services Board	7
	Nonmajor governmental funds	11
Nonmajor governmental funds	General Fund	11
	Board of Developmental Disabilities	8
	Children Services Board	35
	Nonmajor governmental funds	<u>42</u>
		96
Enterprise	General Fund	3
Internal service fund	General Fund	10
	Nonmajor governmental funds	<u>3</u>
		<u>13</u>
		<u>\$ 1,081</u>

FRANKLIN COUNTY, OHIO

**Notes to the Basic Financial Statements
For the Year Ended December 31, 2017**

Note 5 – Interfund Balances and Transfers (Continued)

B. Advances to/from Other Funds

The following loans between funds, in anticipation of grant revenue, are long-term in nature and are classified as advances. The amounts payable to the General Fund relate to working capital loans made to several nonmajor governmental funds. The advances at December 31, 2017 are as follows:

(Amounts in 000's)		
Receivable Fund	Payable Fund	Amount
General	Nonmajor governmental funds	\$ 2,562
	Internal service fund	150
		\$ 2,712

C. Interfund Transfers

Transfers are used to move revenues from the fund that collects them in accordance with statute or budget to the fund that is required to expend them in accordance with statute or budget; to segregate money for anticipated capital projects; to provide resources for current operations; or to service debt.

(Amounts in 000's)						
Transfer Out	Transfer in					Total
	General	Board of Developmental Disabilities	Nonmajor Governmental Funds		Enterprise	
General	\$ -	\$ 1,432	\$ 84,309	\$ 9,425		\$ 95,166
Nonmajor governmental funds	63	-	892	-		955
Enterprise fund	-	-	6,549	-		6,549
	\$ 63	\$ 1,432	\$ 91,750	\$ 9,425		\$ 102,670

D. Due from/to Component Unit

The following balances occurred between the primary government and component unit due to services provided, reimbursable expenditures and short term loans:

(Amounts in 000's)		
Payable Fund	Receivable Component Unit	Amount
FCBDD	ARC Industries	\$ 470

***Notes to the Basic Financial Statements
For the Year Ended December 31, 2017***

Note 6 – Property Taxes

Property taxes are levied against all real and public utility property in Franklin County.

Real property taxes for 2017 are levied after October 1, 2017. The lien date is as of January 1, 2017. The tax is based on the assessed value of the property and is established by state law at thirty-five percent of the appraised value. Real property taxes for 2016 are collected in 2017 and are intended to finance 2017 expenditures. The total assessed value upon which the 2017 real estate tax collection was based was \$26,115,763,000. The full tax rate for the 2017 collection applied to real property for all County units was \$17.72 per \$1,000 of assessed valuation.

Public utility real property is subject to tax. The total assessed value upon which the 2017 tax collection was based was \$952,060,000.

The County Treasurer bills and collects property taxes on behalf of all taxing districts within Franklin County. The Auditor periodically remits to the taxing districts their portion of the taxes collected. Collection of the taxes and remittance to the taxing districts are accounted for in various County agency funds.

“Property taxes receivable” represents delinquent real property, tangible personal property, and public utility taxes outstanding as of the last settlement, and current real property and public utility taxes that were measurable at year-end for which there is an enforceable legal claim. In the fund financial statements, receivables are offset by deferred inflows of resources since these taxes were not levied to finance 2017 operations. In the full accrual government-wide financial statements, collectible delinquent property taxes have been recorded as revenue while the remainder of the receivable is a deferred inflows of resources.

The County uses actual billings to estimate taxes receivable by using an estimate based on the tax rate multiplied by property value. The collection of substantially all real property and public utility taxes both current and delinquent is reasonably assured because of the County's ability to force foreclosure of the properties on which the taxes are levied. For tangible personal property taxes, a determination of the percentage deemed collectible was made based on past experience. This percentage was applied against the gross taxes receivable to yield the estimated net realizable value of these resources.

FRANKLIN COUNTY, OHIO

***Notes to the Basic Financial Statements
For the Year Ended December 31, 2017***

Note 7 – Notes Receivable

In 2009, the County authorized an interest free economic development loan to the Community Improvement Corporation of Gahanna (Gahanna CIC) for \$2,600,000. At December 31, 2017, the County recorded a note receivable in the amount of \$2,050,000, with a similar commitment of the fund balance in the General Fund.

The following is a summary of the future payments to be received by the County for the note:

(Amounts in 000's)	
	General
2018	\$ 7
2019	93
2020	93
2021	93
2022	93
2023-2027	464
2028-2032	464
2033-2037	464
2038-2040	279
Total payments to be received	2,050
Less: Amount representing interest	-
Notes receivable	\$ 2,050

FRANKLIN COUNTY, OHIO

**Notes to the Basic Financial Statements
For the Year Ended December 31, 2017**

Note 8 – Leases - Lessor Disclosure

A. Capital Leases

The County acts as lessor in two outstanding direct financing lease agreements. The facilities under lease, the lessees and debt principal outstanding at December 31, 2017, include the following:

(Amounts in 000's)		
Facility	Lessee	Principal Outstanding
Fairgrounds Project	Franklin County Agricultural Society	\$ 300
Maryhaven Facility	Maryhaven, Inc.	-
		\$ 300

Under the agreements, the lessees are required to pay the cost of maintaining and operating the leased facility. Lease payments from Maryhaven are substantially equal to the debt service to be paid by the County for retirement of the bonds associated with those facilities. The payments from Maryhaven are recognized as revenue in the Debt Service fund prior to payment of interest and principal on bonds. During 2016 these bonds were repaid in full and the lease term was renewed in accordance with the lease agreement for \$10 per year for the renewal period.

The County has recognized the future minimum lease payments, less unearned interest income to be received for capitalized leases, as “Leases receivable” in the General and Debt Service funds. That portion not collected at year-end is classified as “Deferred inflows of resources - Unavailable revenue.”

A summary of the future minimum lease payments to be received by the County, and the components of the net investment in direct financing leases at December 31, 2017, follows:

(Amounts in 000's)			
	Fairgrounds Project	Maryhaven Facility	Total
2018	\$ 50	\$ -	\$ 50
2019	50	-	50
2020	50	-	50
2021	50	-	50
2022	50	-	50
2023	50	-	50
Minimum lease payments	300	-	300
Unearned interest income	-	-	-
Net investment in leases	\$ 300	\$ -	\$ 300

FRANKLIN COUNTY, OHIO

**Notes to the Basic Financial Statements
For the Year Ended December 31, 2017**

Note 8 – Leases - Lessor Disclosure (Continued)

B. Operating Leases

During 2009, the County completed construction on Huntington Park, which has been leased to the Stadium and Team, a component unit of the County. The lease was initiated in April 2009 and expires December 2033. The terms of the lease agreement require the Stadium and Team to pay for operating expenses and leasehold improvements of the stadium. In addition, the Stadium and Team shall pay, as rent, an amount equal to the debt service of the financing package issued under the County's name for the construction of Huntington Park. Minimum annual rent may vary between years as a result of the anticipated debt service payments, and is subject to change as a portion of the financing consists of bond anticipation notes. The asset is recorded as a capital asset of the County as follows:

(Amounts in 000's)	
Acquisition cost	\$ 64,114
Less: accumulated depreciation	(8,675)
Carrying amount	\$ 55,439

The Stadium and Team may renew the lease for two consecutive ten year terms under similar terms upon thirty days written notice prior to the end of the lease term. Future payments under the non-cancellable operating lease are as follows:

(Amounts in 000's)	
	Lease Payments
2018	\$ 2,072
2019	2,069
2020	2,073
2021	2,073
2022	2,071
2023-2027	10,638
2028-2032	10,708
	\$ 31,704

FRANKLIN COUNTY, OHIO

Notes to the Basic Financial Statements
For the Year Ended December 31, 2017

Note 9 - Capital Assets

Capital asset activity of the primary government for the year ended December 31, 2017, is shown below:

Capital Assets				
Primary Government - Governmental Activities				
(Amounts in 000's)				
	Beginning Balance	Additions	Reductions	Ending Balance
Capital assets, not being depreciated:				
Land	\$ 66,708	\$ 72	\$ -	\$ 66,780
Construction in progress	53,169	32,039	(35,858)	49,350
Total nondepreciable capital assets	119,877	32,111	(35,858)	116,130
Capital assets, being depreciated:				
Buildings and improvements	636,073	29,890	(1,655)	664,308
Infrastructure	268,191	4,512	(94)	272,609
Machinery and equipment	109,126	7,978	(4,978)	112,126
	1,013,390	42,380	(6,727)	1,049,043
Less accumulated depreciation for:				
Buildings and improvements	(187,559)	(18,987)	792	(205,754)
Infrastructure	(95,454)	(4,942)	72	(100,324)
Machinery and equipment	(66,416)	(9,159)	4,641	(70,934)
	(349,429)	(33,088)	5,505	(377,012)
Total depreciable capital assets, net	663,961	9,292	(1,222)	672,031
Total capital assets, net	\$ 783,838	\$ 41,403	\$ (37,080)	\$ 788,161

FRANKLIN COUNTY, OHIO

**Notes to the Basic Financial Statements
For the Year Ended December 31, 2017**

Note 9 - Capital Assets (Continued)

Capital Assets				
Primary Government – Business-type Activities				
(Amounts in 000's)				
	Beginning Balance	Additions	Reductions	Ending Balance
Capital assets, not being depreciated:				
Land	\$ 442	\$ -	\$ -	\$ 442
Construction in progress	12,282	5,847	(16,141)	1,988
Total nondepreciable capital assets	12,724	5,847	(16,141)	2,430
Capital assets, being depreciated:				
Buildings and improvements	16,101	1,232	-	17,333
Infrastructure	50,119	15,776	-	65,895
Machinery and equipment	1,672	683	-	2,355
	67,892	17,691	-	85,583
Less accumulated depreciation for:				
Buildings and improvements	(7,439)	(370)	-	(7,809)
Infrastructure	(9,264)	(741)	-	(10,005)
Machinery and equipment	(952)	(146)	-	(1,098)
	(17,655)	(1,257)	-	(18,912)
Total depreciable capital assets, net	50,237	16,434	-	66,671
Total capital assets, net	\$ 62,961	\$ 22,281	\$ (16,141)	\$ 69,101

Depreciation expense was charged to functional programs of the primary government as follows:

(Amounts in 000's)	
Governmental activities:	
General government	\$ 12,385
Judicial	4,160
Public safety	3,494
Human services	2,224
Health	3,036
Public works	6,806
Conservation and recreation	973
Community and economic development	10
	\$ 33,088
Business-type activities:	
Water and sewer	\$ 899
Parking facilities	358
	\$ 1,257

FRANKLIN COUNTY, OHIO

**Notes to the Basic Financial Statements
For the Year Ended December 31, 2017**

Note 9 - Capital Assets (Continued)

Capital asset activity of the component units for the year ended December 31, 2017, was as follows:

(Amounts in 000's)				
	Beginning Balance	Additions	Reductions	Ending Balance
Capital assets, not being depreciated:				
Construction in progress	\$ -	\$ 505	\$ -	\$ 505
Total nondepreciable capital assets	-	505	-	505
Capital assets, being depreciated:				
Buildings and improvements	890	251	-	1,141
Machinery and equipment	8,338	123	(183)	8,278
	9,228	374	(183)	9,419
Less accumulated depreciation for:				
Buildings and improvements	(291)	(59)	-	(350)
Machinery and equipment	(7,111)	(420)	136	(7,395)
	(7,402)	(479)	136	(7,745)
Total depreciable capital assets, net	1,826	(105)	(47)	1,674
Total capital assets, net	\$ 1,826	\$ 400	\$ (47)	\$ 2,179

Depreciation expense reported by component units was as follows:

(Amounts in 000's)	
ARC Industries	\$ 96
Stadium and Team	383
	\$ 479

FRANKLIN COUNTY, OHIO

**Notes to the Basic Financial Statements
For the Year Ended December 31, 2017**

Note 10 – Long-term Liabilities

A. Long-term Debt Summary

The original issue date, final maturity date, interest rate and original issuance amount for the County's long term bonds, notes, and loans currently outstanding follows:

Long-term Debt Summary – Governmental Activities (Amounts in 000's)				
	Original Issue Date	Final Maturity	Interest Rate	Original Issue Amount
General obligation bonds and notes:				
Bonds:				
Series 2009 Government Center	02/19/2009	12/01/2028	2.00 to 4.38%	\$ 20,000
Series 2009 Refunding	02/19/2009	12/01/2020	2.00 to 5.00%	42,175
Series 2010 Animal Shelter	04/12/2010	12/01/2035	1.03 to 5.93%	10,075
Series 2010 Government Center	04/12/2010	12/01/2035	1.03 to 5.93%	10,075
Series 2010-2 Hall of Justice	12/08/2010	12/01/2031	2.00 to 5.70%	7,570
Series 2013 Hall of Justice	08/06/2013	12/01/2038	1.75 to 5.00%	37,500
Series 2013 Government Facilities	08/06/2013	12/01/2023	4.35%	3,500
Series 2013 Sheriff's Training Facility	08/06/2013	12/01/2038	4.50%	5,000
Series 2014 Refunding FCCS Building	03/11/2014	06/01/2025	1.00 to 5.00%	6,475
Series 2014 Refunding Courthouse Project	03/11/2014	12/01/2031	1.00 to 5.00%	34,420
Series 2014 Refunding Animal Shelter Project	03/11/2014	12/01/2031	1.00 to 5.00%	2,985
Series 2014 Refunding Energy Conservation	03/11/2014	06/01/2027	1.00 to 5.00%	20,590
Series 2014 Refunding Animal Shelter	03/11/2014	12/01/2035	1.00 to 5.00%	5,830
Series 2014 Refunding Government Center	03/11/2014	12/01/2034	1.00 to 5.00%	7,770
Series 2014 Refunding Road Improvements	03/11/2014	06/01/2030	1.00 to 5.00%	2,370
Series 2014 Refunding Hall of Justice	03/11/2014	06/01/2030	1.00 to 5.00%	5,410
Series 2015 Refunding Animal Shelter Project	05/13/2015	12/01/2031	3.25 to 5.00%	4,975
Series 2015 Refunding Courthouse Project	05/13/2015	12/01/2031	3.25 to 5.00%	63,215
Series 2016 Refunding Government Center	12/28/2016	12/01/2028	2.00 to 5.00%	10,930
Series 2016 Board of Elections Facility	12/28/2016	12/01/2031	2.00 to 5.00%	7,500
Notes:				
Series 2013A Energy Conservation	05/23/2013	12/01/2022	1.51%	4,990
Series 2013B Energy Conservation	05/23/2013	12/01/2028	3.32%	3,806
				317,161
Special obligation bonds, notes and loans:				
Taxable				
Series 2007 Stadium Facility Project Bonds	09/26/2007	12/01/2032	5.00 to 5.58%	27,500
Series 2016 Stadium Facility Project Bonds	12/28/2016	12/01/2023	1.20 to 2.95%	6,990
				34,490
Loans:				
Ohio Public Works Commission (OPWC)				
Scioto-Darby Creek Road	08/01/2005	01/01/2027	0.00%	1,631
Havens Corners Rd at Reynoldsburg-New Albany	07/01/2008	07/01/2028	0.00%	475
Tuttle Crossing Boulevard	01/01/2010	01/01/2030	0.00%	3,635
Georgesville Road	07/01/2013	01/01/2033	0.00%	1,000
				6,741
				\$ 358,392

FRANKLIN COUNTY, OHIO

**Notes to the Basic Financial Statements
For the Year Ended December 31, 2017**

Note 10 – Long-term Liabilities (Continued)

Long-term Debt Summary – Business-type Activities (Amounts in 000's)				
	Original Issue Date	Final Maturity	Interest Rate	Original Issue Amount
General obligation bonds and notes:				
Series 2010 Sanitary Sewer Improvements	04/12/2010	12/01/2035	1.03 to 5.93%	\$ 6,550
Series 2014 Refunding Sanitary Sewer	03/11/2014	06/01/2033	1.00 to 5.00%	4,760
Series 2014 Refunding Sanitary Sewer	03/11/2014	06/01/2030	1.00 to 5.00%	2,080
Series 2016 Parking Facilities	12/28/2016	12/01/2026	2.00 to 5.00%	4,000
Series 2017 Sewer Improvement Note	11/21/2017	11/20/2018	2.125%	6,500
				23,890
Special obligation loans:				
Ohio Water Development Authority (OWDA) loans:				
Darbydale Sewer	08/10/2005	07/01/2025	3.98%	1,150
Timberlake Water Treatment	09/28/2006	07/01/2031	0.00 to 3.25%	2,723
Timberlake Wastewater	12/10/2009	07/01/2031	2.62 to 3.25%	2,576
Mon-E-Bak Sewer	01/27/2011	01/01/2033	3.77%	1,957
Home Septic Treatment				
System Repair/Replacement	01/01/2012	01/01/2032	0.00%	314
Pleasant Acres Connection Design	08/30/2012	07/01/2018	3.86%	162
Leonard Park Waterline Extension	06/27/2013	01/01/2019	2.00%	278
Oakhurst Knolls Wastewater	08/29/2013	07/01/2034	3.42%	284
Oakhurst Knolls Wastewater Upgrades	08/28/2014	01/01/2020	3.09%	126
District 4 Valve Replacement	04/30/2015	07/01/2020	1.53%	400
Eureka Park Sanitary Sewer	05/28/2015	07/01/2035	2.26%	951
Oakhurst Knolls Wastewater Upgrades	02/27/2017	01/01/2023	0.00%	368
Darbydale Wastewater Upgrades	06/29/2017	01/01/2040	0.89%	4,299
Ohio Public Works Commission (OPWC) loans:				
Emmit/Mix Avenue Sanitary Sewer	07/01/1997	07/01/2021	3.00%	482
Water Quality Wastewater	07/01/2005	07/01/2026	0.00%	3,711
Darbydale Wastewater	01/01/2008	01/01/2028	0.00%	1,883
Eureka Park Sanitary Sewer	07/01/2011	07/01/2043	0.00%	693
Leonard Park Waterline Extension	07/01/2013	01/01/2045	0.00%	2,438
Ohio Department of Transportation (ODOT) loans:				
West Broad Street Water	03/01/2013	03/01/2023	3.00%	402
				25,197
				\$ 49,087

For bonds, interest rates vary over the term of the bond per a set schedule and none are demand bonds.

FRANKLIN COUNTY, OHIO

***Notes to the Basic Financial Statements
For the Year Ended December 31, 2017***

Note 10 – Long-term Liabilities (Continued)

B. New Issues

February, 2017 Ohio Water Development Authority Loan (\$368,000) In February 2017, the County entered into a loan agreement with the Ohio Water Development Authority for the Oakhurst Knolls Wastewater Treatment Plant Upgrades project. The term of the loan is six (6) years with an interest rate of 0.0%.

June, 2017 Ohio Water Development Authority Loan (\$4,229,000) In June 2017, the County entered into a loan agreement with the Ohio Water Development Authority for the Darbydale Wastewater Treatment Plant Upgrades project. The term of the loan is twenty-three (23) years with an interest rate of 0.89%. A previously existing loan with a balance of \$523,200 was rolled into this new loan.

November, 2017 Sewer Improvement (\$6,500,000) In November 2017, the County issued Series 2017 General Obligation - Limited Tax Tax-Exempt Sewer Improvement Notes in the amount of \$6,500,000 with an interest rate of 2.125% (maturing November 20, 2018) for the purpose of improving and equipping certain sewer facilities known as the Mon-E-Bak and Brown Road East Sewer project.

C. Changes in Long-term Liabilities

Primary Government Changes in governmental activity long-term obligations during the year, including new issuances, consisted of the following:

FRANKLIN COUNTY, OHIO

**Notes to the Basic Financial Statements
For the Year Ended December 31, 2017**

Note 10 – Long-term Liabilities (Continued)

Changes in Long-term Liabilities - Governmental Activities (Amounts in 000's)					
	Beginning Balance	Additions	Reductions	Ending Balance	Due in One Year
General obligation bonds and notes:					
Bonds:					
Series 2007 Road Improvements	\$ 640	\$ -	\$ (640)	\$ -	\$ -
Series 2007 Courthouse Project	2,035	-	(2,035)	-	-
Series 2007 Animal Shelter Project	410	-	(410)	-	-
Series 2009 Government Center	1,865	-	(920)	945	945
Series 2009 Refunding	23,025	-	(5,490)	17,535	5,650
Series 2010 Animal Shelter	4,205	-	-	4,205	-
Series 2010 Government Center	2,270	-	-	2,270	-
Series 2010-2 Hall of Justice	2,170	-	-	2,170	-
Series 2013 Hall of Justice	32,580	-	(1,660)	30,920	435
Series 2013 Government Facilities	2,450	-	(350)	2,100	350
Series 2013 Sheriff's Training Facility	4,640	-	(125)	4,515	130
Series 2014 Refunding	81,000	-	(1,580)	79,420	700
Series 2015 Refunding	68,190	-	-	68,190	4,955
Series 2016 Refunding	10,930	-	-	10,930	-
Series 2016 Board of Elections Facility	7,500	-	-	7,500	-
Notes:					
Series 2013 Energy Conservation	6,947	-	(542)	6,405	551
	<u>250,857</u>	<u>-</u>	<u>(13,752)</u>	<u>237,105</u>	<u>13,716</u>
Unamortized amounts:					
Bond premiums and discounts	27,863	-	(2,425)	25,438	-
	<u>278,720</u>	<u>-</u>	<u>(16,177)</u>	<u>262,543</u>	<u>13,716</u>
Special obligation bonds, notes and loans:					
Taxable					
Series 2007 Stadium Facility Project Bonds	15,740	-	(905)	14,835	-
Series 2016 Stadium Facility Project Bonds	6,990	-	(145)	6,845	1,085
	<u>22,730</u>	<u>-</u>	<u>(1,050)</u>	<u>21,680</u>	<u>1,085</u>
Ohio Public Works Commission loans:					
Havens Corners Road at					
Reynoldsburg-New Albany Road	273	-	(24)	249	24
Scioto-Darby Creek Road	979	-	(82)	897	81
Tuttle Crossing Boulevard	2,363	-	(182)	2,181	182
	<u>3,615</u>	<u>-</u>	<u>(288)</u>	<u>3,327</u>	<u>287</u>
	<u>26,345</u>	<u>-</u>	<u>(1,338)</u>	<u>25,007</u>	<u>1,372</u>
Other long-term obligations:					
Compensated absences	49,701	6,180	(4,081)	51,800	3,773
Workers compensation	4,124	172	-	4,296	411
Capital leases	21,866	56	(1,274)	20,648	1,122
Net pension liability	452,577	124,392	-	576,969	-
	<u>528,268</u>	<u>130,800</u>	<u>(5,355)</u>	<u>653,713</u>	<u>5,306</u>
	<u>\$ 833,333</u>	<u>\$ 130,800</u>	<u>\$ (22,870)</u>	<u>\$ 941,263</u>	<u>\$ 20,394</u>

FRANKLIN COUNTY, OHIO

**Notes to the Basic Financial Statements
For the Year Ended December 31, 2017**

Note 10 – Long-term Liabilities (Continued)

Changes in business-type long-term obligations during the year, including new issuances, consisted of the following.

Changes in Long-term Liabilities – Business-type Activities (Amounts in 000's)					
	Beginning Balance	Additions	Reductions	Ending Balance	Due in One Year
General obligation bonds and notes:					
Series 2010 Sanitary Sewer	\$ 1,720	\$ -	\$ -	\$ 1,720	\$ -
Series 2014 Refunding Sanitary Sewer	6,640	-	(110)	6,530	155
Series 2016 Parking Facilities	4,000	-	(360)	3,640	355
Series 2016 Sewer Improvement Note	6,500	-	(6,500)	-	-
Series 2017 Sewer Improvement Note	-	6,500	-	6,500	6,500
	<u>18,860</u>	<u>6,500</u>	<u>(6,970)</u>	<u>18,390</u>	<u>7,010</u>
Unamortized amounts:					
Bond premiums and discounts	401	49	(81)	369	-
	<u>19,261</u>	<u>6,549</u>	<u>(7,051)</u>	<u>18,759</u>	<u>7,010</u>
Special obligation loans:					
OWDA loans:					
Village Park & Young Estates Water	11	-	(11)	-	-
Village Park & Young Estates Sewer	22	-	(22)	-	-
Darbydale Sewer	600	-	(60)	540	63
Timberlake Water Treatment	1,599	-	(110)	1,489	110
Timberlake Wastewater	1,112	-	(62)	1,050	64
Mon-E-Bak Sewer	1,645	-	(77)	1,568	79
Pleasant Acres Connection Design	93	3	(8)	88	43
Leoard Park Water	110	-	(53)	57	57
Oakhurst Knolls Wastewater	237	-	(10)	227	10
Oakhurst Knolls Wastewater	72	-	(72)	-	-
Darbydale Wastewater	476	112	(588)	-	-
District 4 Valve Replacement	-	-	(191)	(191)	-
Eureka Park Sanitary Sewer Line	782	-	(28)	754	9
Oakhurst Knolls Wastewater	-	72	-	72	-
Darbydale Wastewater	-	630	-	630	-
OPWC loans:					
Emmit/Mix Avenue Sewer	148	-	(42)	106	15
Water Quality Wastewater	3,211	-	(81)	3,130	241
Darbydale Wastewater	1,082	-	(141)	941	47
Eureka Park Sanitary Sewer	643	-	(32)	611	11
Leonard Park Waterline Extension	1,017	-	(52)	965	17
ODOT loans:					
West Broad Street Water	344	-	(49)	295	50
	<u>13,204</u>	<u>817</u>	<u>(1,689)</u>	<u>12,332</u>	<u>816</u>
Other long-term obligations:					
Compensated absences	110	34	(15)	129	24
Net pension liability	1,713	590	-	2,303	-
	<u>\$ 34,288</u>	<u>\$ 7,990</u>	<u>\$ (8,755)</u>	<u>\$ 33,523</u>	<u>\$ 7,850</u>

FRANKLIN COUNTY, OHIO

**Notes to the Basic Financial Statements
For the Year Ended December 31, 2017**

Note 10 – Long-term Liabilities (Continued)

Component Units The component units have no bonded debt. At December 31, 2017, long-term liabilities consisted of \$904,000 in compensated absences, \$7,338,000 in unearned revenue and \$87,000 in capital leases.

D. Future Debt Service Requirements

The following is a summary of the County's estimated future annual debt service requirements:

Governmental Activities (Amounts in 000's)						
	Bonds				Loans	
	General Obligation		Special Obligation		Special Obligation	
	Principal	Interest	Principal	Interest	Principal	Interest
2018	\$ 13,165	\$ 10,832	\$ 1,085	\$ 1,057	\$ 287	\$ -
2019	13,935	9,769	1,100	1,040	287	-
2020	14,490	9,213	1,125	1,016	287	-
2021	12,955	8,443	1,150	993	287	-
2022	13,525	7,830	1,175	966	287	-
2023-2027	74,105	29,537	6,920	3,786	1,435	-
2028-2032	65,355	13,089	9,125	1,583	457	-
2033-2037	20,685	2,954	-	-	-	-
2038	2,485	109	-	-	-	-
	<u>\$ 230,700</u>	<u>\$ 91,776</u>	<u>\$ 21,680</u>	<u>\$ 10,441</u>	<u>\$ 3,327</u>	<u>\$ -</u>
Notes						
	General Obligation		Total			
	Principal	Interest	Principal	Interest		
2018	\$ 551	\$ 166	\$ 15,088	\$ 12,055		
2019	559	157	15,881	10,966		
2020	568	149	16,470	10,378		
2021	576	140	14,968	9,576		
2022	585	132	15,572	8,928		
2023-2027	2,968	395	85,428	33,718		
2028-2032	598	20	75,535	14,692		
2033-2037	-	-	20,685	2,954		
2038	-	-	2,485	109		
	<u>\$ 6,405</u>	<u>\$ 1,159</u>	<u>\$ 262,112</u>	<u>\$ 103,376</u>		

FRANKLIN COUNTY, OHIO

**Notes to the Basic Financial Statements
For the Year Ended December 31, 2017**

Note 10 – Long-term Liabilities (Continued)

Business-type Activities (Amounts in 000's)					
	Bonds		Loans		
	General Obligation		Special Obligation		
	Principal	Interest	Principal	Interest	
2018	\$ 510	\$ 502	\$ 816	\$ 117	
2019	520	493	599	109	
2020	530	480	756	98	
2021	575	453	767	88	
2022	610	436	819	78	
2023-2027	3,205	1,739	3,415	262	
2028-2032	3,460	1,035	2,647	100	
2033-2037	2,480	266	1,397	3	
2038-2042	-	-	910	-	
2043-2046	-	-	206	-	
	\$ 11,890	\$ 5,404	\$ 12,332	\$ 855	
Notes					
	General Obligation		Total		
	Principal	Interest	Principal	Interest	
	2017	\$ 6,500	\$ 138	\$ 7,826	\$ 757
2018	-	-	1,119	602	
2019	-	-	1,286	578	
2020	-	-	1,342	541	
2021	-	-	1,429	514	
2022-2026	-	-	6,620	2,001	
2027-2031	-	-	6,107	1,135	
2032-2036	-	-	3,877	269	
2037-2041	-	-	910	-	
2042-2046	-	-	206	-	
	\$ 6,500	\$ 138	\$ 30,722	\$ 6,397	

E. Funds Used to Retire Long-term Liabilities

All general obligation bonds are supported by the full faith and credit of the County. General obligation bonds will be paid with \$230,700,000 from taxes, lease revenues (Note 8) and user charges and payments received on the SWACO and CRAA loans (Note 7). Compensated absences liabilities will be paid from the fund from which the employee's salary is paid. Typically the General Fund and the Board of Developmental Disabilities Fund have been used in prior years to liquidate the liability for compensated absences. Net pension liability will be paid from the fund from which the employee is paid which in prior years has been the General Fund and the Board of Developmental Disabilities Fund. Capital lease obligations will be paid from the fund that supports the department using the underlying asset, also typical of past treatment.

***Notes to the Basic Financial Statements
For the Year Ended December 31, 2017***

Note 10 – Long-term Liabilities (Continued)

The taxable special obligations (the “Stadium Facility Bonds” and the “Stadium Facility Note”) in the amount of \$21,680,000 are not general obligations of the County, but are payable solely from the proceeds derived from the operation, lease, sale, or other disposition of a County park and recreation facility, including a baseball stadium and from the following non-tax revenue sources that are deposited in the County’s General Fund: (i) fines and forfeitures, (ii) fees imposed from licenses and permits, (iii) investment earning on any fund or account of the County, including the County’s General Fund, that are credited to the County’s General Fund, (iv) proceeds from the sale of capital assets, (v) charges for services, and (vi) other revenues, including but not limited to, rental income, gifts and donations and payments received as reimbursement (the “Pledged Revenues”). Annual principal and interest payments on the special obligations are expected to require less than 4.9 percent of the pledged revenues within the County’s General Fund. Other than the retirement of notes described in Note 10.B., there were principal payments of \$1,050,000 in 2017. Interest charges amounted to \$1,025,000, while pledged revenue amounted to \$88,540,000. The County has covenanted to appropriate each year a sufficient amount of the Pledged Revenues to pay the debt service required in such year.

From the original proceeds of the Stadium Facility Bonds and Notes, \$4,100,000 was deposited in the Stadium Debt Service fund to be applied to the payment of interest during the construction phase of the project. As of December 31, 2017, the fund balance of the Stadium Debt Service fund is \$404,000. In addition, the Commissioners have designated \$3,644,000 of the fund balance in the General Fund to secure the pledge for the payment of the debt service on the special obligations from the County’s Pledged Revenues.

F. Debt Limitations

The ORC provides that the net general obligation debt of the County, exclusive of certain exempt debt, issued without a vote of the electors should not exceed one percent of the total assessed valuation of the County. The ORC further provides that the total voted and unvoted net debt of the County less the same exempt debt should not exceed a sum equal to three percent of the first \$100,000,000 of the assessed valuation, plus one and one-half percent of such valuation in excess of \$100,000,000 and not in excess of \$300,000,000, plus two and one-half percent of such valuation in excess of \$300,000,000. The effects of the debt limitations at December 31, 2017, are an overall debt margin of \$540,674,000 and an unvoted debt margin of \$89,847,000.

G. Defeased Bonds

In 1993, the County defeased certain general obligation bonds by placing the proceeds of new bonds in an irrevocable trust to provide for all future debt service payments on the old bonds. Accordingly, the trust account assets and the liability for the defeased bonds are not included in the County's financial statements. At December 31, 2017, \$20,035,000 remained outstanding on the defeased bonds from the 1993 refunding.

FRANKLIN COUNTY, OHIO

***Notes to the Basic Financial Statements
For the Year Ended December 31, 2017***

Note 10 – Long-term Liabilities (Continued)

H. Optional Redemption

Certain bonds issued by the County are subject to redemption at the County's option. When partial redemption of any of the following bonds is authorized, the bond registrar will select bonds or portions thereof by lot within a maturity in such manner as the bond registrar may determine, provided, however, that the portion of any bond so selected will be in the amount of \$5,000 or an integral multiple thereof. In each case, accrued interest will be paid to the date fixed for redemption. The following schedule summarizes the bond issues subject to optional redemption, the relevant maturity dates, the redemption dates and the redemption rates:

<u>Bonds</u>	<u>Maturity Date</u>	<u>Redemption Dates (Dates Inclusive)</u>	<u>Redemption Prices</u>
Series 2007 Stadium Facility Project	after 12/01/2018	12/01/2017 and thereafter	100%
Series 2009 Government Center	after 12/01/2018	12/01/2018 and thereafter	100%
Series 2009 Refunding	after 12/01/2018	12/01/2018 and thereafter	100%
Series 2010 Various Purpose	on or after 12/01/2020	06/01/2020 and thereafter	100%
Series 2010-2 Various Purpose	on or after 12/01/2021	12/01/2020 and thereafter	100%
Series 2013 Various Purpose	after 12/01/2022	06/01/2023 and thereafter	100%
Series 2014 Refunding	after 06/01/2023	12/01/2023 and thereafter	100%
Series 2015 Refunding	after 12/01/2026	12/01/2025 and thereafter	100%
Series 2016 Refunding & BOE Facility	after 12/01/2026	12/01/2026 and thereafter	100%

FRANKLIN COUNTY, OHIO

***Notes to the Basic Financial Statements
For the Year Ended December 31, 2017***

Note 11 – Leases - Lessee Disclosure

A. Capital Leases

Primary Government

The County leases buildings and various equipment through lease arrangements. Some of the lease agreements qualify as capital leases for accounting purposes and, therefore, have been recorded at the present value of their future minimum lease payments as of the inception date. Payments are made from the funds that purchase the assets. The assets acquired through capital leases are as follows:

(Amounts in 000's)	
	Primary Government
Buildings and improvements	\$ 23,798
Machinery and equipment	1,941
Less accumulated depreciation	(7,441)
	<u>\$ 18,298</u>

The future minimum lease obligations and the net present value of these minimum lease payments as of December 31, 2017, were as follows:

(Amounts in 000's)	
	Primary Government
2018	\$ 2,204
2019	2,164
2020	2,139
2021	2,123
2022	2,123
2023-2027	10,615
2028-2031	7,784
Total minimum lease payments	29,152
Less amount representing interest	(8,504)
Present value of minimum lease	<u>\$ 20,648</u>

FRANKLIN COUNTY, OHIO

***Notes to the Basic Financial Statements
For the Year Ended December 31, 2017***

Note 11 – Leases - Lessee Disclosure (Continued)

B. Operating Leases

The County has entered into various contracts and leases for equipment, land and office space. The following table represents the non-cancellable rental liabilities:

(Amounts in 000's)	
	Rental
2018	\$ 2,023
2019	1,752
2020	819
2021	621
2022	406
2023-2027	1,158
2028	133
	<u>\$ 6,912</u>

The County does not have operating leases or contracts after 2028. During 2017, the County incurred expenditures of \$4,393,000 for non-cancellable operating leases.

Note 12 – Contingencies and Commitments

A. Contingent Liabilities

The County has received federal and state grants for specific purposes that are subject to review and audit by the grantor agencies or their designee. At December 31, 2017, the audits of certain programs had not been completed. These audits could lead to a request for reimbursement to the grantor agency for expenditures disallowed under terms of the grant. Based on prior experience, the County believes such disallowances, if any, will be immaterial.

Several claims and lawsuits are pending against the County. The Prosecuting Attorney has used his best judgment as legal counsel for the County to estimate the possible liability that the County could incur. \$875,000 has been accrued to offset expected liability arising from the current pending lawsuits. The majority of this liability relates to the Ohio Supreme Court mandate for service credit in the Ohio Public Employees Retirement System for up to 254 current and former employees of the non-profit Franklin County Public Defender Office that were hired between January 1, 1985 through October 1992.

By resolution, the Commissioners have designated amounts in the fund balance of the General Fund to be used for expenditures in future years. The Commissioners set aside \$45,000,000 for “rainy day” purposes. In addition, the Commissioners have committed \$3,644,000 to secure the pledge for the payment of debt service on the Stadium Facility Bonds and Note.

FRANKLIN COUNTY, OHIO

***Notes to the Basic Financial Statements
For the Year Ended December 31, 2017***

Note 12 – Contingencies and Commitments (Continued)

B. Commitments

The County had several outstanding capital projects as of December 31, 2017, including software development projects and various construction projects. The projects include the following major commitments:

(Amounts in 000's)			
Project	Phase	Spent to Date	Commitment Remaining
Road and bridge projects	Construction	\$ 22,578	\$ 4,590
Software development	Development	1,966	3,400
Network Infrastructure	Construction	5,118	414
Public Safety Center	Construction	17,559	186,909
		<u>\$ 47,221</u>	<u>\$ 195,313</u>

Note 13 – Risk Management

The County is exposed to various risks of loss related to torts and general liability; theft of, damage to and destruction of assets; natural disasters; errors and omissions; health care claims for employees and their eligible dependents; and injuries to employees. Insurance policies are procured for commercial crime, flood, buildings and contents, equipment, boilers and machinery. In addition, a Commercial Crime and Public Employees Dishonesty policy is in effect for certain agencies that deal with large amounts of cash, and a Faithful Performance Blanket bond is in place for all County employees. Medical malpractice insurance is purchased for claims involving inmate medical care. Settled claims have not exceeded commercial coverage in any of the past three years. There has not been a significant reduction in coverage from the prior year. The County has elected to retain risk for losses related to torts, general and excess liability, and automobile casualty rather than insuring those risks through a third-party. Employee health care claims are self-insured, with purchased stop-loss coverage of \$1,000,000 per individual for the calendar year. The County purchases workers' compensation insurance from the State of Ohio to cover employees and auxiliary staff.

A. Self-insurance for General Liability

The County's General Fund provides unlimited coverage for court judgments resulting from tort and general liability claims of County officials and employees. The County does not use actuaries to determine possible claims liability, nor are any interfund premiums charged. However, the County incorporates nonincremental claims adjustments when setting the annual budget amount for claims, judgments and settlements. The Commissioners appropriated \$3,500,000 within the General Fund in 2017 to satisfy court-ordered judgments, self-insured claims or other settlements. The actual claims paid during 2017 totaled \$1,935,000. It is estimated that \$875,000 claims and judgments will be due within one year, while \$2,008,000 of the General Fund's fund balance has been committed for unasserted claims.

***Notes to the Basic Financial Statements
For the Year Ended December 31, 2017***

Note 13 – Risk Management (Continued)

B. Self-insurance for Health Benefits

The County provides multiple health care benefit plans that cover approximately 5,000 County employees. Approximately 500 employees of other political subdivisions are also in the County's insurance program. Coverage is extended to eligible dependents. Costs are allocated to the fund that pays the salary of the enrolled employee. These payments are accounted for as expenditures in the paying funds and as fees and charges for services in the Employee Benefits internal service fund from which the claims are paid. An estimate of amounts to be paid for claims incurred but not reported (IBNR) as of year-end has been developed by the County in conjunction with an actuary, based on appropriate standards of practice promulgated by the Actuarial Standards Board. At December 31, 2017, accounts payable balances included \$2,386,000 of reported, unpaid County claims and \$7,235,000 as an estimate for IBNR. Actual claims experience may differ from the estimate. Given the nature of health benefits, the County predicts that the entire liability will be paid within one year. As such, the entire claims liability is a current liability.

The Comprehensive Omnibus Budget Reconciliation Act of 1986 requires the County to offer terminated or retired employees continued participation in the County's employee health care benefits program, provided that the employees pay the rate established by the plan administrator.

C. Workers' Compensation

Prior to 2012, the County solely reimbursed the Ohio Bureau of Workers' Compensation for the cost of injured workers' claims. All County agencies participate in the program and make payments for prior and current year claims. Because the plan is retrospectively rated, payments will be made in future periods for injuries sustained during 2012 and prior years. Beginning in 2012 the County began to self-insure its workers' compensation costs. Charges are established based on an independent actuarial evaluation, and are designed to be sufficient to cover all incurred claims and maintain a reserve for this self-insurance arrangement. If the reserve is insufficient at any point in time to cover claims, the claims will be covered by the County's General Fund with adjustments made to future charge rates. The County is the only participant and activities related to the program are reported in the Employee Benefits internal service fund. At December 31, 2017, the long-term liability for Workers' Compensation claims was estimated to be \$4,296,000, a net increase of \$172,000 from the estimate as of December 31, 2016. The County has committed \$6,310,000 of the General Fund's fund balance for these future payments.

FRANKLIN COUNTY, OHIO

**Notes to the Basic Financial Statements
For the Year Ended December 31, 2017**

Note 13 – Risk Management (Continued)

D. Summary

When it is probable that a loss has occurred and the amount of the loss can be reasonably estimated, the liability is reported in the fund. The result of the process to estimate the claims liability is not an exact amount as it depends on many complex factors. Accordingly, claims liabilities are reevaluated periodically to consider the effects of inflation, recent claim settlement trends (including frequency and amount of pay-outs) and other economic and social factors. The estimate of the claims liabilities includes amounts for incremental claim adjustment expenses related to specific claims and other claim adjustment expenses regardless of whether allocated to specific claims. Liabilities also include an amount for estimated IBNR claims. Changes in claims liabilities for the various plans during 2016 and 2017 were as follows:

	(Amounts in 000's)			
	General Liability	Health Benefits	Workers' Compensation	Total
Unpaid claims at January 1, 2016	\$ 262	\$ 8,603	\$ 3,848	\$ 12,713
2016 net change in claims estimate	-	-	276	276
2016 incurred claims and IBNR	6,431	29,952	700	37,083
2016 paid claims	<u>(5,070)</u>	<u>(28,927)</u>	<u>(700)</u>	<u>(34,697)</u>
Unpaid claims at December 31, 2016	1,623	9,628	4,124	15,375
2017 net change in claims estimate	-	-	172	172
2017 incurred claims and IBNR	1,187	25,724	411	27,322
2017 paid claims	<u>(1,935)</u>	<u>(25,731)</u>	<u>(411)</u>	<u>(28,077)</u>
Unpaid claims at December 31, 2017	<u>\$ 875</u>	<u>\$ 9,621</u>	<u>\$ 4,296</u>	<u>\$ 14,792</u>

The County analyzes all outstanding and potential claims that have arisen or could arise due to the occurrence of a loss contingency on or before December 31, 2017. Those claims that are judged to have a high probability of requiring a settlement and for which the amount required to settle the claim is reasonably estimable are shown as liabilities. Those claims for which the liability cannot be reasonably estimated or which are judged not to have a high probability of settlement are not displayed as liabilities on the balance sheet, but are discussed in Note 12.

Note 14 – Defined Benefit Pension Plans

A. Net Pension Liability

The net pension liability reported on the statement of net position represents a liability to employees for pensions. Pensions are a component of exchange transactions – between an employer and its employees – of salaries and benefits for employee services. Pensions are provided to an employee – on a deferred-payment basis – as part of the total compensation package offered by an employer for employee services each financial period. The obligation to sacrifice resources for pensions is a present obligation because it was created as a result of employment exchanges that already have occurred.

***Notes to the Basic Financial Statements
For the Year Ended December 31, 2017***

Note 14 – Defined Benefit Pension Plans (Continued)

The net pension liability represents the County’s proportionate share of each pension plan’s collective actuarial present value of projected benefit payments attributable to past periods of service, net of each pension plan’s fiduciary net position. The net pension liability calculation is dependent on critical long-term variables, including estimated average life expectancies, earnings on investments, cost of living adjustments and others. While these estimates use the best information available, unknowable future events require adjusting this estimate annually.

Ohio Revised Code limits the County’s obligation for this liability to annually required payments. The County cannot control benefit terms or the manner in which pensions are financed; however, the County does receive the benefit of employees’ services in exchange for compensation including pension.

GASB 68 assumes the liability is solely the obligation of the employer, because (1) they benefit from employee services; and (2) State statute requires all funding to come from these employers. All contributions to date have come solely from these employers (which also includes costs paid in the form of withholdings from employees). State statute requires the pension plans to amortize unfunded liabilities within thirty years. If the amortization period exceeds thirty years, each pension plan’s board must propose corrective action to the State legislature. Any resulting legislative change to benefits or funding could significantly affect the net pension liability. Resulting adjustments to the net pension liability would be effective when the changes are legally enforceable. The proportionate share of each plan’s unfunded benefits is presented as a long-term *net pension liability* on the accrual basis of accounting.

B. Plan Description – Ohio Public Employees Retirement System (OPERS)

Plan Description – County employees participate in the Ohio Public Employees Retirement System (OPERS). OPERS administers three separate pension plans. The traditional pension plan is a cost-sharing, multiple-employer defined benefit pension plan. The member-directed plan is a defined contribution plan and the combined plan is a cost-sharing, multiple-employer defined benefit pension plan with defined contribution features. While members (i.e. County employees) may elect the member-directed plan or the combined plan, substantially all employee members are in OPERS’ traditional plan; therefore, the following disclosure focuses on the traditional pension plan.

OPERS provides retirement, disability, survivor and death benefits, and annual cost of living adjustments to members of the traditional plan. Authority to establish and amend benefits is provided by Chapter 145 of the Ohio Revised Code. OPERS issues a stand-alone financial report that includes financial statements, required supplementary information and detailed information about OPERS’ fiduciary net position that may be obtained by visiting <https://www.opers.org/financial/reports.shtml>, by writing to the Ohio Public Employees Retirement System, 277 East Town Street, Columbus, Ohio 43215-4642, or by calling 800-222-7377.

FRANKLIN COUNTY, OHIO

**Notes to the Basic Financial Statements
For the Year Ended December 31, 2017**

Note 14 – Defined Benefit Pension Plans (Continued)

Senate Bill (SB) 343 was enacted into law with an effective date of January 7, 2013. In the legislation, members were categorized into three groups with varying provisions of the law applicable to each group. The following table provides age and service requirements for retirement and the retirement formula applied to final average salary (FAS) for the three member groups under the traditional plan as per the reduced benefits adopted by SB 343 (see OPERS CAFR referenced above for additional information):

Group A	Group B	Group C
Eligible to retire prior to January 7, 2013 or five years after January 7, 2013	20 years of service credit prior to January 7, 2013 or eligible to retire ten years after January 7, 2013	Members not in other Groups and members hired on or after January 7, 2013
State and Local	State and Local	State and Local
Age and Service Requirements: Age 60 with 60 months of service credit or Age 55 with 25 years of service credit	Age and Service Requirements: Age 60 with 60 months of service credit or Age 55 with 25 years of service credit	Age and Service Requirements: Age 57 with 25 years of service credit or Age 62 with 5 years of service credit
Formula: 2.2% of FAS multiplied by years of service for the first 30 years and 2.5% for service years in excess of 30	Formula: 2.2% of FAS multiplied by years of service for the first 30 years and 2.5% for service years in excess of 30	Formula: 2.2% of FAS multiplied by years of service for the first 35 years and 2.5% for service years in excess of 35
Public Safety	Public Safety	Public Safety
Age and Service Requirements: Age 48 with 25 years of service credit or Age 52 with 15 years of service credit	Age and Service Requirements: Age 48 with 25 years of service credit or Age 52 with 15 years of service credit	Age and Service Requirements: Age 52 with 25 years of service credit or Age 56 with 15 years of service credit
Law Enforcement	Law Enforcement	Law Enforcement
Age and Service Requirements: Age 52 with 15 years of service credit	Age and Service Requirements: Age 48 with 25 years of service credit or Age 52 with 15 years of service credit	Age and Service Requirements: Age 48 with 25 years of service credit or Age 56 with 15 years of service credit
Public Safety and Law Enforcement	Public Safety and Law Enforcement	Public Safety and Law Enforcement
Formula: 2.5% of FAS multiplied by years of service for the first 25 years and 2.1% for service years in excess of 25	Formula: 2.5% of FAS multiplied by years of service for the first 25 years and 2.1% for service years in excess of 25	Formula: 2.5% of FAS multiplied by years of service for the first 25 years and 2.1% for service years in excess of 25

Final average salary (FAS) represents the average of the three highest years of earnings over a member's career for Groups A and B. Group C is based on the average of the five highest years of earnings over a member's career.

FRANKLIN COUNTY, OHIO

**Notes to the Basic Financial Statements
For the Year Ended December 31, 2017**

Note 14 – Defined Benefit Pension Plans (Continued)

Members who retire before meeting the age and years of service credit requirement for unreduced benefits receive a percentage reduction in the benefit amount.

When a benefit recipient has received benefits for twelve months, an annual cost of living adjustment (COLA) is provided. This COLA is calculated on the base retirement benefit at the date of retirement and is not compounded. For those retiring prior to January 7, 2013, the COLA will continue to be a 3.0 percent simple annual COLA. For those retiring subsequent to January 7, 2013, beginning in calendar year 2019, the COLA will be based on the average percentage increase in the Consumer Price Index, capped at 3.0 percent.

Funding Policy – the Ohio Revised Code (ORC) provides statutory authority for member and employer contributions as follows:

	<u>State and Local</u>	<u>Public Safety</u>	<u>Law Enforcement</u>
2017 Statutory Maximum Contribution Rates			
Employer	14.0%	18.1%	18.1%
Employee	10.0%	12.0% *	13.0% **
2017 Actual Contribution Rates			
Employer:			
Pension	13.0%	17.1%	17.1%
Post-employment health care benefits	<u>1.0%</u>	<u>1.0%</u>	<u>1.0%</u>
Total Employer	<u><u>14.0%</u></u>	<u><u>18.1%</u></u>	<u><u>18.1%</u></u>
Employee	<u><u>10.0%</u></u>	<u><u>12.0%</u></u>	<u><u>13.0%</u></u>

* This rate is determined by OPERS' Board and has no maximum rate established by ORC.

** This rate is also determined by OPERS' Board, but is limited by ORC to not more than 2.0 percent greater than the Public Safety rate.

Employer contribution rates are actuarially determined and are expressed as a percentage of covered payroll. The County's contractually required contribution was \$42,639,000 for 2017.

***Notes to the Basic Financial Statements
For the Year Ended December 31, 2017***

Note 14 – Defined Benefit Pension Plans (Continued)

C. Plan Description – State Teachers Retirement System (STRS)

Plan Description – County licensed teachers participate in STRS Ohio, a cost-sharing multiple-employer public employee retirement system administered by STRS. STRS provides retirement and disability benefits to members and death and survivor benefits to beneficiaries. STRS issues a stand-alone financial report that includes financial statements, required supplementary information and detailed information about STRS' fiduciary net position. That report can be obtained by writing to STRS, 275 E. Broad St., Columbus, Ohio 43215-3771, or by visiting the STRS website at www.strsoh.org.

New members have a choice of three retirement plans; a Defined Benefit (DB) Plan, a Defined Contribution (DC) Plan and a Combined Plan. Benefits are established by Ohio Revised Code Chapter 3307. The DB Plan offers an annual retirement allowance based on final average salary multiplied by a percentage that varies based on years of service. Effective August 1, 2015, the calculation was 2.2 percent of final average salary for the five highest years of earnings multiplied by all years of service. Members are eligible to retire at age sixty with five years of qualifying service credit, or at age fifty-five with twenty-six years of service, or thirty-one years of service regardless of age. Eligibility changes will be phased in until August 1, 2026, when retirement eligibility for unreduced benefits will be five years of service credit and age sixty-five, or thirty-five years of service credit and at least age sixty.

The DC Plan allows members to place all their member contributions and 9.5 percent of the 14.0 percent employer contributions into an investment account. Investment allocation decisions are determined by the member. The remaining 4.5 percent of the 14.0 percent employer rate is allocated to the defined benefit unfunded liability. A member is eligible to receive a retirement benefit at age fifty and termination of employment. The member may elect to receive a lifetime monthly annuity or a lump sum withdrawal.

The Combined Plan offers features of both the DB Plan and the DC Plan. In the Combined Plan, 12.0 percent of the 14.0 percent member rate goes to the DC Plan and the remaining 2.0 percent is applied to the DB Plan. Member contributions to the DC Plan are allocated among investment choices by the member, and contributions to the DB Plan from the employer and the member are used to fund the defined benefit payment at a reduced level from the regular DB Plan. The defined benefit portion of the Combined Plan payment is payable to a member on or after age sixty with five years of service. The defined contribution portion of the account may be taken as a lump sum payment or converted to a lifetime monthly annuity after termination of employment at age fifty or later.

New members who choose the DC Plan or Combined Plan will have another opportunity to reselect a permanent plan during their fifth year of membership. Members may remain in the same plan or transfer to another STRS Ohio plan. The optional annuitization of a member's defined contribution account or the defined contribution portion of a member's Combined Plan account to a lifetime benefit results in STRS Ohio bearing the risk of investment gain or loss on the account. STRS Ohio therefore has included all three plan options in the GASB 68 schedules of employer allocations and pension amounts by employer.

FRANKLIN COUNTY, OHIO

***Notes to the Basic Financial Statements
For the Year Ended December 31, 2017***

Note 14 – Defined Benefit Pension Plans (Continued)

A DB or Combined Plan member with five or more years of credited service who is determined to be disabled may qualify for a disability benefit. Eligible survivors of members who die before service retirement may qualify for monthly benefits. New members on or after July 1, 2013, must have at least ten years of qualifying service credit that apply for disability benefits. Members in the DC Plan who become disabled are entitled only to their account balance. If a member of the DC Plan dies before retirement benefits begin, the member's designated beneficiary is entitled to receive the member's account balance.

Funding Policy – Employer and member contribution rates are established by the State Teachers Retirement Board and limited by Chapter 3307 of the Ohio Revised Code. For the fiscal year ended June 30, 2017, the employer rate was 14.0 percent and the member rate was 14.0 percent of covered payroll. The County was required to contribute 14.0 percent; the entire 14.0 percent was the portion used to fund pension obligations.

The County's contractually required contribution to STRS was \$1,262,000 for 2017.

D. Pension Liabilities, Pension Expense, and Deferred Outflows of Resources and Deferred Inflows of Resources Related to Pensions

The net pension liability for OPERS was measured as of December 31, 2016, and the total pension liability used to calculate the net pension liability was determined by an actuarial valuation as of that date. STRS' net pension liability was measured as of June 30, 2017, and the total pension liability used to calculate the net pension liability was determined by an actuarial valuation as of that date. The County's portion of the net pension liability was based on the County's share of contributions to the pension plan relative to the contributions of all participating entities. Following is information related to the proportionate share and pension expense:

	(Amounts in 000's)		
	OPERS	STRS	Total
Proportionate share of the net pension liability	\$ 559,966	\$ 19,306	\$ 579,272
Proportion of the net pension liability	2.46590123%	0.08127122%	
Pension expense	\$ 81,884	\$ (8,703)	\$ 73,181

FRANKLIN COUNTY, OHIO

**Notes to the Basic Financial Statements
For the Year Ended December 31, 2017**

Note 14 – Defined Benefit Pension Plans (Continued)

At December 31, 2017, the County reported deferred outflows of resources and deferred inflows of resources related to pensions from the following sources:

	(Amounts in 000's)		
	OPERS	STRS	Total
Deferred Outflows of Resources			
Net difference between projected and actual earnings on pension plan investments	\$ 93,169	\$ -	\$ 93,169
Differences between expected and actual experience	759	746	1,505
Assumption changes	88,817	4,222	93,039
Change in proportionate share	1,813	-	1,813
County contributions subsequent to the measurement date	42,639	624	43,263
Total deferred outflows of resources	\$ 227,197	\$ 5,592	\$ 232,789
Deferred Inflows of Resources			
Net difference between projected and actual earnings on pension plan investments	\$ 9,778	\$ 637	\$ 10,415
Differences between expected and actual experience	3,333	156	3,489
Change in proportionate share	62	1,983	2,045
Total deferred inflows of resources	\$ 13,173	\$ 2,776	\$ 15,949

Of the amount reported as deferred outflows of resources, \$43,263,000 related to pension resulting from County contributions subsequent to the measurement date will be recognized as a reduction of the net pension liability in the year ending December 31, 2018. Other amounts reported as deferred outflows of resources and deferred inflows of resources related to pension will be recognized in pension expense as follows:

	(Amounts in 000's)		
	OPERS	STRS	Total
Year ending December 31:			
2018	\$ 71,353	\$ 243	\$ 71,596
2019	72,820	1,110	73,930
2020	29,657	607	30,264
2021	(2,445)	233	(2,212)
Total	\$ 171,385	\$ 2,193	\$ 173,578

***Notes to the Basic Financial Statements
For the Year Ended December 31, 2017***

Note 14 – Defined Benefit Pension Plans (Continued)

E. Actuarial Assumptions - OPERS

Actuarial valuations of an ongoing plan involve estimates of the values of reported amounts and assumptions about the probability of occurrence of events far into the future. Examples include assumptions about future employment, mortality, and cost trends. Actuarially determined amounts are subject to continual review or modification as actual results are compared with past expectations and new estimates are made about the future.

Projections of benefits for financial reporting purposes are based on the substantive plan (the plan as understood by the employers and plan members) and include the types of benefits provided at the time of each valuation. The total pension liability was determined by an actuarial valuation as of December 31, 2016 using the following actuarial assumptions applied to all prior periods included in the measurement in accordance with the requirements of GASB 67. Key assumptions used in the latest actuarial valuations are presented below.

Actuarial Cost Method	Individual Entry Age
Investment Rate of Return	7.5 percent
Wage Inflation	3.25 percent
Projected Salary Increases, including inflation	3.25 to 10.75 percent including wage inflation
Cost of Living Adjustments	3.0 percent through 2018, then 2.15 percent

Mortality rates were based on the RP-2014 Health Annuitant mortality table. For males, Health Annuitant Mortality tables were used, adjusted for mortality improvement back to the observation period base of 2006 and then established the base year as 2015. For females, Healthy Annuitant mortality tables were used, adjusted for mortality improvements back to the observation period base year of 2006 and then established the base year as 2010. The mortality rates used in evaluating disability allowances were based on the RP-2014 Disabled mortality tables, adjusted for mortality improvement back to the observation base year of 2006 and then established the base year as 2015 for males and 2010 for females. Mortality rates for a particular calendar year for both healthy and disabled retiree mortality tables are determined by applying the MP-2015 mortality improvement scale to the above described tables.

The long-term expected rate of return on defined benefit investment assets was determined using a building-block method in which best-estimate ranges of expected future real rates of return are developed for each major asset class. These ranges are combined to produce the long-term expected real rate of return by weighting the expected future real rates of return by the target asset allocation percentage, adjusted for inflation.

FRANKLIN COUNTY, OHIO

**Notes to the Basic Financial Statements
For the Year Ended December 31, 2017**

Note 14 – Defined Benefit Pension Plans (Continued)

During 2016, OPERS managed investments in four investment portfolios: the Defined Benefits portfolio, the 401(h) Health Care Trust portfolio, the 115 Health Care Trust portfolio and the Defined Contribution portfolio. The 401(h) Health Care portfolio was closed as of June 30, 2016 and the net position transferred to the 115 Health Care Trust portfolio on July 1, 2016. The Defined Benefit portfolio contains the investment assets of the Traditional Pension Plan, the defined benefit component of the Combined Plan and the annuitized accounts of the Member-Directed Plan. The Defined Benefit portfolio historically included the assets of the Member-Directed retiree medical accounts funded through the VEBA Trust. However, the VEBA Trust was closed as of June 30, 2016 and the net position transferred to the 115 Health Care Trust portfolio on July 1, 2016. Within the Defined Benefit portfolio, contributions into the plans are all recorded at the same time, and benefit payments all occur on the first of the month. Accordingly, the money-weighted rate of return is considered to be the same for all plans within the portfolio. The annual money-weighted rate of return expressing investment performance, net of investment expenses and adjusted for the changing amounts actually invested, for the Defined Benefit portfolio is 8.3 percent for 2016.

The allocation of investment assets with the Defined Benefit portfolio is approved by the Board of Trustees as outlined in the annual investment plan. Plan assets are managed on a total return basis with a long-term objective of achieving and maintaining a fully funded status for the benefits provided through the defined benefit pension plans. The table below displays the Board-approved asset allocation policy for 2016 and the long-term expected real rates of return:

<u>Asset Class</u>	<u>Target Allocation</u>	<u>Weighted Average Long-Term Expected Real Rate of Return (Arithmetic)</u>
Fixed Income	23.00 %	2.75 %
Domestic Equities	20.70	6.34
Real Estate	10.00	4.75
Private Equity	10.00	8.97
International Equities	18.30	7.95
Other Investments	18.00	4.92
Total	<u>100.00 %</u>	5.66 %

Discount Rate The discount rate used to measure the total pension liability was 7.5 percent, post-experience study results, for the Traditional Pension Plan and Member-Directed Plan. The projection of cash flows used to determine the discount rate assumed that contributions from plan members and those of the contributing employers are made at the contractually required rates, as actuarially determined. Based on those assumptions, the pension plan’s fiduciary net position was projected to be available to make all projected future benefit payments of current plan members. Therefore, the long-term expected rate of return on pension plan investments for the Traditional Pension Plan, Combined Plan and Member-Directed Plan was applied to all periods of projected benefit payments to determine the total pension liability.

FRANKLIN COUNTY, OHIO

**Notes to the Basic Financial Statements
For the Year Ended December 31, 2017**

Note 14 – Defined Benefit Pension Plans (Continued)

Sensitivity of the County’s Proportionate Share of the Net Pension Liability to Changes in the Discount Rate The following table presents the County’s proportionate share of the net pension liability calculated using the current period discount rate assumption of 7.5 percent, as well as what the County’s proportionate share of the net pension liability would be if it were calculated using a discount rate that is one-percentage-point lower (6.5 percent) or one-percentage-point higher (8.5 percent) than the current rate:

	(Amounts in 000’s)		
	1% Decrease (6.5%)	Current Discount Rate (7.5%)	1% Increase (8.5%)
County's proportionate share of the net pension liability	\$ 855,470	\$ 559,957	\$ 313,712

F. Actuarial Assumptions - STRS

The total pension liability in the June 30, 2017, actuarial valuation was determined using the following actuarial assumptions, applied to all periods included in the measurement:

Inflation	2.5 percent
Projected Salary Increases	12.5 at age 20 to 2.5 percent at age 65
Investment Rate of Return	7.45 percent, net of investment expenses, including inflation
Cost of Living Adjustments	0.0 percent effective July 1, 2017

Post-retirement mortality rates for healthy retirees are based on the RP-2014 Annuitant Mortality Table with 50 percent of rates through age sixty-nine, 70 percent of rates between ages seventy and seventy-nine, 90 percent of rates between ages eighty and eighty-four, and 100 percent of rates thereafter, projected forward generationally using mortality improvement scale MP-2016. Post-retirement disabled mortality rates are based on the RP-2014 Disabled Mortality Table with 90 percent of rates for males and 100 percent of rates for females, projected forward generationally using mortality improvement scale MP-2016. Pre-retirement mortality rates are based on RP-2014 Employee Mortality Table, projected forward generationally using mortality improvement scale MP-2016.

Actuarial assumptions used in the June 30, 2017, valuation are based on the results of an actuarial experience study, effective July 1, 2017.

FRANKLIN COUNTY, OHIO

**Notes to the Basic Financial Statements
For the Year Ended December 31, 2017**

Note 14 – Defined Benefit Pension Plans (Continued)

The 10 year expected real rate of return on pension plan investments was determined by STRS’ investment consultant by developing best estimates of expected future real rates of return for each major asset class. The target allocation and best estimates of geometric real rates of return for each major asset class are summarized as follows:

Asset Class	Target Allocation	Long-Term Expected Real Rate of Return
Domestic Equity	28.00 %	7.35 %
International Equity	23.00	7.55
Alternatives	17.00	7.09
Fixed Income	21.00	3.00
Real Estate	10.00	6.00
Liquidity Reserves	1.00	2.25
Total	<u>100.00 %</u>	

Discount Rate The discount rate used to measure the total pension liability was 7.45 percent as of June 30, 2017. The projection of cash flows used to determine the discount rate assumes member and employer contributions will be made at the statutory contribution rates in accordance with rate increases described above. For this purpose, only employer contributions that are intended to fund benefits of current plan members and their beneficiaries are included. Based on those assumptions, STRS Ohio’s fiduciary net position was projected to be available to make all projected future benefit payments to current plan members as of June 30, 2017. Therefore, the long-term expected rate of return on pension plan investments of 7.45 percent was applied to all periods of projected benefit payment to determine the total pension liability as of June 30, 2017.

Sensitivity of the County’s Proportionate Share of the Net Pension Liability to Changes in the Discount Rate The following table presents the County’s proportionate share of the net pension liability calculated using the current period discount rate assumption of 7.45 percent, as well as what the County’s proportionate share of the net pension liability would be if it were calculated using a discount rate that is one-percentage-point lower (6.45 percent) or one-percentage-point higher (8.45 percent) than the current rate:

	(Amounts in 000’s)		
	1% Decrease (6.45%)	Current Discount Rate (7.45%)	1% Increase (8.45%)
County's proportionate share of the net pension liability	\$ 27,675	\$ 19,306	\$ 12,257

***Notes to the Basic Financial Statements
For the Year Ended December 31, 2017***

Note 15 – Postemployment Benefits

A. Ohio Public Employees Retirement System

Plan Description

Ohio Public Employees Retirement System (OPERS) administers three separate pension plans (see Note 14.A.): the Traditional Pension Plan – a cost sharing, multi-employer defined benefit pension plan; the Member-Directed Plan – a defined contribution plan; and the Combined Plan – a cost-sharing, multi-employer defined benefit pension plan that has elements of both a defined benefit and defined contribution plan.

OPERS maintains a cost-sharing, multiple-employer defined benefit post-employment health care trust, which funds multiple health care plans including medical coverage, prescription drug coverage and deposits to a Health Reimbursement Arrangement to qualifying benefit recipients of both the Traditional Pension and the Combined plans. This trust is also used to fund health care for Member-Directed Plan participants, in the form of a Retiree Medical Account (RMA). At retirement or refund, Member-Directed Plan participants may be eligible for reimbursement of qualified medical expenses from their vested RMA balance.

In order to qualify for health care coverage, age and service retirees under the Traditional Pension and Combined plans must have twenty or more years of qualifying Ohio service credit. Health care coverage for disability benefit recipients and qualified survivor benefit recipients is available. The health care coverage provided by OPERS meets the definition of an Other Post Employment Benefit (OPEB) as described in GASB Statement No. 45.

The Ohio Revised Code (ORC) permits, but does not require, OPERS to provide health care to its eligible benefit recipients. Authority to establish and amend health care coverage is provided to the OPERS Board of Trustees (OPERS Board) in Chapter 145 of the Ohio Revised Code.

OPERS issues a stand-alone financial report. Interested parties may obtain a copy by visiting <https://www.opers.org/financial/reports.shtml#CAFR> or by writing to OPERS, 277 East Town Street, Columbus, Ohio 43215-4642.

Funding Policy

The ORC provides the statutory authority requiring public employers to fund health care through their contributions to OPERS. A portion of each employer’s contribution to OPERS is set aside to fund OPERS health care plans.

Employer contribution rates are expressed as a percentage of the earnable salary of active members. In 2017, local government employers contributed at a rate of 14.0 percent of earnable salary and public safety and law enforcement employers contributed at 18.1 percent. These are the maximum employer contribution rates permitted by the ORC. Active member contributions do not fund health care.

***Notes to the Basic Financial Statements
For the Year Ended December 31, 2017***

Note 15 – Postemployment Benefits (Continued)

Each year, the OPERS Board determines the portion of the employer contribution rate that will be set aside to fund health care plans. The portion of employer contributions allocated to health care for members in the Traditional Plan and Combined Plan was 1.0 percent during calendar year 2017. As recommended by OPERS' actuary, the portion of employer contributions allocated to health care beginning January 1, 2018 decreased to 0.0 percent for both plans. The OPERS Board is also authorized to establish rules for the retiree or their surviving beneficiaries to pay a portion of the health care provided. Payment amounts vary depending on the number of covered dependents and the coverage selected. The employer contribution as a percentage of covered payroll deposited for Member-Directed Plan participants for 2017 was 4.0 percent.

The County's actual contributions for 2017, 2016 and 2015, used to fund health care, were approximately \$3,293,000, \$6,382,000 and \$6,150,000, respectively. Actual contributions represent 100 percent of required contributions.

B. State Teachers Retirement System of Ohio

Plan Description

STRS Ohio administers a pension plan that is comprised of: a Defined Benefit Plan; a self-directed Defined Contribution Plan, and a Combined Plan that offers features of the Defined Benefit Plan and the Defined Contribution Plan.

Ohio law authorizes STRS Ohio to offer a cost-sharing, multiple-employer health care plan. STRS Ohio provides access to health care coverage to eligible retirees who participated in the Defined Benefit or Combined Plans and their eligible dependents. Coverage under the current program includes hospitalization, physicians' fees, prescription drugs and partial reimbursement of monthly Medicare Part B premiums. Medicare Part B premium reimbursements will be discontinued effective January 1, 2019.

Pursuant to ORC Chapter 3307, the Retirement Board has discretionary authority over how much, if any, of the associated health care costs will be absorbed by STRS Ohio. All health care plan enrollees, for the most recent year, pay a portion of the health care costs in the form of a monthly premium.

STRS Ohio issues a stand-alone financial report. Interested parties can view the most recent Comprehensive Annual Financial Report by visiting www.strsoh.org.

Funding Policy

Under Ohio law, funding for post-employment health care may be deducted from employer contributions. Of the 14.0 percent employer contribution rate, 0.0 percent of covered payroll was allocated to post-employment health care for the years ended June 30, 2017, 2016 and 2015. The 14.0 percent employer contribution rate is the maximum rate established under Ohio law.

The County's actual contributions for 2017, 2016 and 2015, used to fund health care were approximately \$-0- for each year, respectively.

***Notes to the Basic Financial Statements
For the Year Ended December 31, 2017***

Note 16 – Conduit Debt Obligations

From time to time, the County has issued Hospital, Housing and Industrial Revenue Bonds to provide financial assistance to private sector entities for the acquisition and construction of facilities deemed to be in the public interest. The bonds are secured by the financed property and are payable solely from payments received on the underlying mortgage loans. Upon repayment of the bonds, ownership of the facility transfers to the private-sector entity served by the bond issuance. The County is not obligated in any manner for repayment of the bonds. Accordingly, the bonds are not reported as liabilities in the accompanying financial statements. As of December 31, 2017, there were 140 series of bonds outstanding. The aggregate principal amount payable of these series was \$3,330,261,000.

Note 17 – Tax Abatements

Pursuant to Governmental Accounting Standards Board (GASB) Statement No. 77, *Tax Abatement Disclosures*, the County is required to disclose certain information about tax abatements as defined in the Statement. For purposes of GASB Statement 77, a tax abatement is a reduction in tax revenues that results from an agreement between one or more governments and an individual or entity in which (a) one or more governments promise to forgo tax revenues to which they are otherwise entitled and (b) the individual or entity promises to take a specific action after the agreement has been entered into that contributes to economic development or otherwise benefits the local government or its citizens. A description of each of the abatement programs utilized in the County follows.

Community Reinvestment Area (CRA) Program

The Ohio Community Reinvestment Area program is an economic development tool administered by municipal and county governments that provides real property tax exemptions for property owners who renovate existing or construct new buildings. Community Reinvestment Areas (CRA) are areas of land in which property owners can receive tax incentives for investing in real property improvements. In order to use the Community Reinvestment program, a city, village, or county petitions to the Ohio Development Services Agency (ODSA) for confirmation of a geographical area in which investment in housing has traditionally been discouraged. Once the area is confirmed by the Director of ODSA, communities may offer real property tax exemptions to taxpayers that invest in that area.

The type of development is determined by specifying the eligibility of residential, commercial and/or industrial projects. The local governments negotiate property tax exemptions on new property tax from investment for up to one hundred percent for up to fifteen years based on the amount of investments made to renovate or construct buildings within a CRA. Taxes are abated as the increase in assessed value resulting from the investment is not included (or included at a lesser amount) in the assessed value used for property tax computation for the taxpayer. For commercial projects, job retention and/or creation is also required. Agreements must be in place before the project begins. Provisions for recapturing property tax exemptions, which can be used at the discretions of the local governments, are pursuant to ORC Section 9.66(C)(1) and 9.66(C)(2).

***Notes to the Basic Financial Statements
For the Year Ended December 31, 2017***

Note 17 – Tax Abatements (Continued)

Enterprise Zone Program

The Ohio Enterprise Zone Program is an economic development tool administered by municipal and county governments that provides real property tax exemptions to businesses making investments in Ohio. Enterprise zones are designated areas of land in which businesses can receive tax incentives in the form of tax exemptions on eligible new investment. The Enterprise Zone Program can provide tax exemptions for a portion of the value of new real property investment when the investment is made in conjunction with a project that includes job creation. Existing land values and existing building values are not eligible. The zone's geographic area is identified by the local communities involved in the creation of the zone. Once a zone is defined, the local legislative authority participating in the creation must petition the Director of ODSA. The Director must then certify the area for it to become an active Enterprise Zone. Local communities may offer tax incentives for non-retail projects that are establishing or expanding operations in the State of Ohio. Tax incentives are negotiated at the local level, and an enterprise zone agreement must be in place before the project begins.

Businesses located in an Enterprise Zone may negotiate exemptions on new property tax from investment for up to seventy-five percent for ten years. For commercial projects, job retention and/or creation is also required. Taxes are abated as the increase in assessed value resulting from the investment is not included (or included at a lesser amount) in the assessed value used for property tax computation for the taxpayer. Agreements must be in place before the project begins. Pursuant to the terms of such agreements, if the actual number of employee positions created or retained by the business in any three-year period during which the agreement is in effect is not equal to or greater than seventy-five percent of the number of employee positions estimated to be created or retained under the agreement, the business shall repay the amount of taxes on property that would have been payable had the property not been exempted. In addition, the local governments may terminate or modify the exemptions from taxation granted under the agreement if the terms of the agreement are not met.

FRANKLIN COUNTY, OHIO

**Notes to the Basic Financial Statements
For the Year Ended December 31, 2017**

Note 17 – Tax Abatements (Continued)

Environmental Protection Agency (EPA) Program

The air and noise pollution control tax exemption program was originally established by legislation in 1963. The program allows property owners to receive tax exemptions for the installation of air or noise pollution control property and is administered by the Ohio Department of Taxation. As part of the tax exemption application process, the Ohio EPA is required to provide a technical evaluation and review of any property sought for tax exemption status.

A summary of the property taxes foregone by the County for abatement programs within the County for the year ended December 31, 2017 follows:

(Amounts in 000's)

Program	Amount
Community Reinvestment Areas	\$ 11,861
Enterprise Zones	1,111
EPA	474
	<u>\$ 13,446</u>

Abated property taxes by County agency:

(Amounts in 000's)

Agency	Amount
General	\$ 1,167
Board of Developmental Disabilities	5,553
Children Services Board	3,949
ADAMH Board	1,746
Senior Services	1,031
	<u>\$ 13,446</u>

FRANKLIN COUNTY, OHIO

**Notes to the Basic Financial Statements
For the Year Ended December 31, 2017**

Note 18 – Fund Balances

Fund balance is classified as nonspendable, restricted, committed, assigned and/or unassigned based primarily on the extent to which the County is bound to observe constraints imposed upon the use of the resources in the governmental funds. The constraints placed on fund balance for the major governmental funds and all other governmental funds are presented below.

	General	FCBDD	Children Services Board	ADAMH Board	Other Governmental Funds	Total Governmental Funds
Nonspendable						
Inventories	\$ 2,263	\$ 226	\$ 47	\$ -	\$ 1,146	\$ 3,682
Long term receivables	2,043	-	-	-	-	2,043
Total nonspendable	4,306	226	47	-	1,146	5,725
Restricted for:						
Judicial	-	-	-	-	14,466	14,466
Public safety	2,565	-	-	-	13,370	15,935
Human services	-	-	132,286	-	21,547	153,833
Health	-	301,787	-	72,365	-	374,152
Public works	-	-	-	-	15,455	15,455
Community development	-	-	-	-	249	249
Real estate assessment	-	-	-	-	16,127	16,127
Capital improvements	-	-	-	-	125,214	125,214
Debt service payments	-	-	-	-	404	404
Other	-	-	-	-	4,081	4,081
Total restricted	2,565	301,787	132,286	72,365	210,913	719,916
Committed to:						
Debt service payments	12,783	-	-	-	-	12,783
Claims	8,318	-	-	-	-	8,318
Pledges	3,644	-	-	-	-	3,644
Capital improvements	8,313	-	-	-	5,397	13,710
27th Pay	5,000	-	-	-	-	5,000
Other purposes	7	-	-	-	1	8
Total committed	38,065	-	-	-	5,398	43,463
Assigned to:						
Debt service payments	-	-	-	-	4,849	4,849
Other purposes	24,666	-	-	-	-	24,666
Total assigned	24,666	-	-	-	4,849	29,515
Unassigned (deficit)	199,499	-	-	-	(1,907)	197,592
Total fund balance	\$ 269,101	\$ 302,013	\$ 132,333	\$ 72,365	\$ 220,399	\$ 996,211

FRANKLIN COUNTY, OHIO

**Notes to the Basic Financial Statements
For the Year Ended December 31, 2017**

Note 19 – Component Units

Two discretely presented component units are included within the reporting entity of the County. Condensed financial statements follow:

Condensed Statement of Net Position			
(Amounts in 000's)			
	ARC Industries	Stadium and Team	Total
Assets:			
Current and other assets	\$ 14,636	\$ 25,261	\$ 39,897
Due from primary government	470	-	470
Capital assets, net	275	1,904	2,179
Total assets	15,381	27,165	42,546
Liabilities:			
Current and other liabilities	475	1,473	1,948
Long-term liabilities	-	8,329	8,329
Total liabilities	475	9,802	10,277
Net position:			
Net investment in capital assets	275	1,817	2,092
Restricted	100	-	100
Unrestricted (deficit)	14,531	15,546	30,077
Total net position	\$ 14,906	\$ 17,363	\$ 32,269

Condensed Statement of Activities			
(Amounts in 000's)			
	ARC Industries	Stadium and Team	Total
Expenses:			
	\$ 8,773	\$ 11,015	\$ 19,788
Program revenues:			
Charges for services	7,941	12,316	20,257
Operating grants and contributions	2,592	-	2,592
	10,533	12,316	22,849
Net program revenues (expenses)	1,760	1,301	3,061
Other general revenues	935	139	1,074
Change in net position	2,695	1,440	4,135
Net position - beginning	12,211	15,923	28,134
Net position - ending	\$ 14,906	\$ 17,363	\$ 32,269

***Notes to the Basic Financial Statements
For the Year Ended December 31, 2017***

Note 20 – Joint Ventures

Franklin County and the City of Columbus (the City) participate in the following three joint ventures.

Columbus/Franklin County Affordable Housing Trust Corporation (AHT) The AHT is a nonprofit corporation created in 2000 to promote home ownership and affordable rental housing opportunities in the County and City. The AHT Board is appointed jointly by the Franklin County Board of Commissioners and the Mayor of the City of Columbus, and receives annual support from the County and City, including \$3,402,000 from the County in 2017. AHT will receive annual funding from the County as long as the current agreement continues. Complete financial statements may be obtained from AHT at 110 North 17th Street, Columbus, Ohio 43203.

Franklin Park Conservatory Joint Recreation District (Conservatory District) The Conservatory District was created in 1990 pursuant to the authority contained in ORC Section 755.14 (B), and is dedicated to the promotion of environmental appreciation and ecological awareness. There is an ongoing financial responsibility on the part of the County and the City, whereby both the County and the City provide annual operating subsidies. The County provided \$1,025,000 in 2017. Complete financial statements can be obtained from Franklin Park Conservatory Joint Recreation District, 1777 East Broad Street, Columbus, Ohio 43203.

Columbus-Franklin County Finance Port Authority (Finance Authority) The Finance Authority was created in 2006 pursuant to the authority contained in ORC Sections 4582.21 through 4582.59, to serve economic development needs. The County and City have committed to provide subsidies to the Finance Authority. The County provided an operating subsidy of \$1,500,000 in 2017 for energy improvement projects. Audited financial statements for the Finance Authority may be obtained from The Columbus-Franklin County Finance Authority, 350 East First Avenue, Suite 120, Columbus, Ohio 43201.

FRANKLIN COUNTY, OHIO

**Notes to the Basic Financial Statements
For the Year Ended December 31, 2017**

Note 20 – Joint Ventures (Continued)

A summary of the financial position for the AHT, the Conservatory District and the Finance Authority follows:

Condensed Statement of Net Position (Amounts in 000's)			
	AHT	Conservatory District	Finance Authority
Assets:			
Cash, cash equivalents, and investments in segregated accounts	\$ 18,139	\$ 3,728	\$ 4,114
Other assets	51,123	3,999	63,980
Capital assets, net of accumulated depreciation	33	30,275	-
Total assets	69,295	38,002	68,094
Total deferred outflows of resources	-	2,649	154
Liabilities:			
Current liabilities	6,391	4,761	74
Noncurrent liabilities	7,319	7,412	47,758
Total liabilities	13,710	12,173	47,832
Total deferred inflows of resources	-	39	8
Net position:			
Net investment in capital assets	33	25,805	-
Restricted	49,095	2,076	15,908
Unrestricted	6,457	558	4,500
Total net position	\$ 55,585	\$ 28,439	\$ 20,408

Note 21 – Related Organizations and Other Agreements

Central Ohio Community Improvement Corporation The Commissioners are responsible for the appointments of two of the seven trustees for the Central Ohio Community Improvement Corporation; the Treasurer makes one appointment. The County has no further accountability for this organization.

Central Ohio Workforce Investment Corporation The Franklin County Department of Job and Family Services (FCDJFS) provides workforce development services for the Central Ohio Workforce Investment Corporation (COWIC) established pursuant to the Workforce Investment Act of 1998. A board of directors separate from FCDJFS heads the COWIC. The corporation was informed April 26, 2017, that they would not be awarded the contract for the provision of Career Services or for operation of the Job Center. This contract was the only source of funding for the corporation; consequently the Board of Directors on June 6, 2017 signed a corporation resolution requiring the corporation to dissolve by September 30, 2017.

Columbus and Franklin County Metropolitan Park District The Columbus and Franklin County Metropolitan Park District (Metro Parks) was organized under ORC Chapter 1545. Metro Parks is a separate political subdivision and is governed by a three-member Board of Park Commissioners, appointed in a non-authoritative manner by the Franklin County Probate Judge. The Board of Park Commissioners adopts the annual budget. Metro Parks' operations are autonomous.

FRANKLIN COUNTY, OHIO

***Notes to the Basic Financial Statements
For the Year Ended December 31, 2017***

Note 21 – Related Organizations and Other Agreements (Continued)

Columbus Metropolitan Housing Authority The County and the City of Columbus jointly formed the Columbus Metropolitan Housing Authority (CMHA). CMHA is a separate body from the City and the County, with no oversight or accountability by the County for CMHA's management or operations.

Columbus Metropolitan Library The Commissioners are responsible for a majority of the board appointments for the Columbus Metropolitan Library. The County has no further accountability or oversight for the library's operation.

Workforce Development Board of Central Ohio The Workforce Development Board (WDB) of Central Ohio, Inc., located in Columbus, Ohio was incorporated in January 2016 and empowered by the Workforce Innovation and Opportunity Act (WIOA). Members of the Board are appointed by the Mayor of Columbus and the Franklin County Board of Commissioners and serve as the local-policy making entity tasked with supporting local businesses through the education and training of the Central Ohio workforce.

Franklin County Convention Facilities Authority The Commissioners appoint a majority of the board members of the Franklin County Convention Facilities Authority (CFA) but have no further accountability for it. The CFA is a separate and distinct legal entity. Neither the County nor the City of Columbus is responsible for the operation of CFA or of the Greater Columbus Convention Center (Convention Center).

The CFA issued lease revenue bonds in 1990 to finance the construction of the Convention Center. Several bond issues have been completed since that date through which tax and lease revenue anticipation bonds were used to refund and refinance portions of the original and subsequent issues, and to finance further construction and renovations. In 2010, the CFA issued \$160 million lease revenue anticipation bonds to finance a full-service convention center hotel. In 2011, the CFA issued \$16 million in parking garage improvement bonds to finance the expansion of the Vine Street parking facility. In 2012, the CFA issued \$42.5 million of tax and lease revenue anticipation refunding bonds for the purpose of refunding outstanding 2002 bonds to achieve interest cost savings. Also, in 2012, the CFA issued \$10 million first lien arena lease revenue bonds to finance a portion of the purchase of Nationwide Arena and \$44.2 million second lien arena lease revenue bonds to finance a portion of the purchase of Nationwide Arena and to finance other capital and operating activities. In 2014, the Authority issued \$18 million in parking garage improvement revenue bonds to finance the expansion of a parking facility near the Convention Center. Also in 2014 the Authority issued \$160,140,000 of tax and lease revenue anticipation and refunding bonds of which \$125,105,000 represented new money for convention center renovations and expansion and \$35,035,000 represented refunding bonds. Additionally, the Authority signed closing documents in 2014 for the issuance of \$56,150,000 of tax and lease revenue anticipation refunding bonds to be dated and delivered in 2015. The proceeds of the \$56,150,000 bonds provided for payment on the 2005 bonds, which were called on December 1, 2015. As a result, the liability for those bonds was removed from the bonds payable balance. On October 16, 2017, the Authority issued \$4,705,000 of tax and lease revenue anticipation refunding bonds to refund \$4,705,000 of outstanding 2007 bonds, which were called on December 1, 2017. As a result, the liability for those bonds was removed from the bonds payable balance. The total amount of these revenue bonds outstanding as of December 31, 2017, was \$483,293,000 net of premiums and discounts of \$20,317,000 or a gross amount of \$503,610,000.

FRANKLIN COUNTY, OHIO

***Notes to the Basic Financial Statements
For the Year Ended December 31, 2017***

Note 21 – Related Organizations and Other Agreements (Continued)

For the bond issues prior to 2010, the bond issues and the facility were made possible through a lease/sub-lease agreement whereby the County and the City lease the facility from CFA and concurrently sub-lease it back to CFA. The lease rent charged by CFA equals the annual debt service amount, with each party paying an amount equal to one half the amount of the debt service on the revenue bonds. The sub-lease rent charged by the County and the City also equals the annual debt service amount, and is expected to be paid from hotel/motel tax revenues. The County, at its discretion and without incurring any penalty or further liability, may cancel the lease by not appropriating funds for the lease payment. The terms of the agreement provide many alternative plans for payment of the debt service in the event that the hotel/motel tax revenues prove insufficient. The County considers it highly unlikely that it will ever be faced with meeting CFA’s debt service. The Convention Center Lease special revenue fund records the lease and sub-lease payments made and received by the County.

In conjunction with the 2010 bond issue, the CFA has agreed to lease the project to the County and the County has agreed to sublease the project back to the CFA. The lease requires the County to pay rent to the CFA equal to the aggregate principal and interest required to be paid on the Series 2010 bonds. Under the sublease, the CFA has agreed to make rental payments to the County for the same amount.

In December 2011, the County authorized the execution and delivery of a lease and a sub-lease agreement with the CFA and the City for the purpose of financing the purchase of Nationwide Arena and future improvements thereto and to approve loan agreements with the State of Ohio, and the issuance of Arena Lease Revenue Anticipation Bonds by CFA for such purposes. Pursuant to the lease, the County will make a rental payment in an amount equal to a percentage of the revenue it receives from the casino tax collected by the State and distributed to the County. The percentage of casino tax receipts to be paid as rent is as flows:

Year	Percentage
2018	28%
2019	29%
2020	30%
2021	31%
2022 and thereafter	32%

These tax collections are used to fund operations, land lease payments, real estate taxes and capital improvements of the arena. Once these obligations have been satisfied, any remaining collections will be applied to debt service. If casino tax revenues are insufficient to pay debt service, Nationwide has agreed to defer payments until revenues are available. There is no obligation on the part of the Authority to cover outstanding debt for the arena if casino tax collections prove inadequate. During 2017, casino tax collections from the City and County were insufficient to pay the interest payment due to the bondholder. In accordance with the bond agreement, \$2,650,000 was added to the Authority’s principal balance.

***Notes to the Basic Financial Statements
For the Year Ended December 31, 2017***

Note 21 – Related Organizations and Other Agreements (Continued)

On January 30, 2018, the Authority amended the first lien arena lease revenue bonds agreement, dated March 28, 2012, with the Ohio Development Services Agency. In accordance with the amendment, \$5,000,000 in principal of the bonds, together with all servicing fees and all interest accruing on the bonds, originally having \$1,000,000 annual payments due December 31, 2017-2021, will be satisfied and replaced by: (1) \$1,000,000 payable in five annual cash payments; and (2) at least \$4,000,000 in payments in cash or in-kind in the form of advertising. The annual cash payment of \$200,000 per year for five years shall be due on or before December 31 of each year beginning in calendar year 2017, except for calendar year 2017, for which payment shall be due 30 days after receipt of a written invoice from the Ohio Development Services Agency. The additional \$4,000,000 in payments in cash or in-kind in the form of advertising shall be due on or before December 31 of each year in calendar years 2018 through 2025 in amounts ranging from \$200,000 to \$650,000 per year.

Franklin County Family and Children First Council The operation of the Franklin County Family and Children First Council is controlled by an oversight committee. The chair of the County Commissioners serves on the committee. The Educational Service Center of Central Ohio is the administrative and fiscal agent for the Council.

Franklin County Healthier Buckeye Council The Commissioners established this organization which generally shall promote cooperation and coordination to maximize opportunities for individuals and families to achieve and maintain optimal health in all aspects, thereby achieving greater productivity and reducing reliance on publicly funded assistance programs. The council will institute programs to demonstrate success in moving individuals and families towards self-sufficiency and to promote care coordination among physical and behavioral health, social, employment, education and housing service providers.

Friends of the Shelter Friends of the Shelter is a not-for-profit organization with a self-appointing board. Money raised by Friends of the Shelter supports various programs at the Franklin County Animal Shelter. The amount of funding is immaterial to the Dog and Kennel special revenue fund. The County is not financially accountable for the organization, nor does the County approve the organization's budget.

Housing of City Prisoners Under the terms of an agreement between the County and the City of Columbus, the County provides housing and medical treatment to persons incarcerated under City ordinances. For this service, the City has agreed to pay its proportionate share of the jail's costs. During 2017, the General Fund realized revenue of \$4,503,000 under this agreement.

Note 22 – Subsequent Events

In March of 2018 the County Commissioners authorized the issuance of \$250 million Various Purpose Sales Tax Revenue Bonds, Series 2018, which were issued on June 5, 2018. The County Commissioners may not repeal, rescind or reduce any portion of either of the County sales taxes, and no portion of either of the County sales tax is subject to repeal or reduction by the electorate of the County, while the Bonds, or any additional bonds that may be authorized and issued, remain outstanding.

REQUIRED SUPPLEMENTAL INFORMATION

FRANKLIN COUNTY, OHIO

***Schedule of County's Proportionate Share of the Net Pension Liability
Last Five Years***

(Amounts in 000's)

Ohio Public Employees Retirement System

Year	<u>2013</u>	<u>2014</u>	<u>2015</u>	<u>2016</u>	<u>2017</u> ¹
County's proportion of the net pension liability	2.42865826%	2.42865826%	2.46223573%	2.46590123%	n/a
County's proportionate share of the net pension liability	\$ 286,308	\$ 292,924	\$ 426,491	\$ 559,966	n/a
County's covered-employee payroll	\$ 295,585	\$ 298,533	\$ 307,250	\$ 319,751	n/a
County's proportionate share of the net pension liability as a percentage of its covered-employee payroll	96.9%	98.1%	138.8%	175.1%	n/a
Plan fiduciary net pension as a percentage of the total pension liability	86.4%	86.5%	81.1%	77.3%	n/a

Source: County Auditor's Office and the Ohio Public Employees Retirement System

State Teachers Retirement System

Fiscal year	<u>2013</u>	<u>2014</u>	<u>2015</u>	<u>2016</u>	<u>2017</u>
County's proportion of the net pension liability	0.09224655%	0.09224655%	0.09224655%	0.08304827%	0.08127122%
County's proportionate share of the net pension liability	\$ 26,727	\$ 22,438	\$ 25,494	\$ 27,799	\$ 19,306
County's covered-employee payroll	\$ 9,615	\$ 9,485	\$ 9,035	\$ 9,021	\$ 9,014
County's proportionate share of the net pension liability as a percentage of its covered-employee payroll	278.0%	236.6%	282.2%	308.2%	214.2%
Plan fiduciary net pension as a percentage of the total pension liability	69.3%	74.7%	72.1%	66.8%	75.3%

Source: County Auditor's Office and the State Teachers Retirement System

Notes: ¹ Last measurement date for Ohio Public Employees Retirement System is 2016.
 The County implemented GASB Statement 68 in 2015.
 Information prior to 2013 is not available. Schedule is intended to show information
 for ten years. Additional years will be displayed as they become available.
 The schedule is reported as of the measurement date of the net pension liability.

FRANKLIN COUNTY, OHIO

***Schedule of County Contributions
Last Ten Years***

(Amounts in 000's)

Ohio Public Employees Retirement System

Year	<u>2008</u>	<u>2009</u>	<u>2010</u>	<u>2011</u>	<u>2012</u>
Contractually required contributions	n/a	n/a	n/a	n/a	n/a
Contributions in relation to the contractually required contribution	<u>n/a</u>	<u>n/a</u>	<u>n/a</u>	<u>n/a</u>	<u>n/a</u>
Contribution deficiency (excess)	<u>n/a</u>	<u>n/a</u>	<u>n/a</u>	<u>n/a</u>	<u>n/a</u>
County's covered-employee payroll	n/a	n/a	n/a	n/a	n/a
Contributions as a percentage of covered-employee payroll	n/a	n/a	n/a	n/a	n/a

Source: County Auditor's Office and the Ohio Public Employees Retirement System

State Teachers Retirement System

Fiscal year	<u>2008</u>	<u>2009</u>	<u>2010</u>	<u>2011</u>	<u>2012</u>
Contractually required contributions	1,242	1,331	1,323	1,335	1,293
Contributions in relation to the contractually required contribution	<u>1,242</u>	<u>1,331</u>	<u>1,323</u>	<u>1,335</u>	<u>1,293</u>
Contribution deficiency (excess)	<u>-</u>	<u>-</u>	<u>-</u>	<u>-</u>	<u>-</u>
County's covered-employee payroll	9,554	10,238	10,177	10,269	9,946
Contributions as a percentage of covered-employee payroll	13.0%	13.0%	13.0%	13.0%	13.0%

Source: County Auditor's Office and the State Teachers Retirement System

(Continued on next page)

Notes: The County implemented GASB Statement 68 in 2015.
The schedule is reported as of the measurement date of the net pension liability.
n/a - Information prior to 2013 is not available. Schedule is intended to show information
for ten years. Additional years will be displayed as they become available.

FRANKLIN COUNTY, OHIO

***Schedule of County Contributions
Last Ten Years***

(Amounts in 000's)

Ohio Public Employees Retirement System

Year	<u>2013</u>	<u>2014</u>	<u>2015</u>	<u>2016</u>	<u>2017</u>
Contractually required contributions	38,426	35,824	36,870	\$ 38,370	\$ 42,639
Contributions in relation to the contractually required contribution	<u>38,426</u>	<u>35,824</u>	<u>36,870</u>	<u>38,370</u>	<u>42,639</u>
Contribution deficiency (excess)	<u>-</u>	<u>-</u>	<u>-</u>	<u>\$ -</u>	<u>\$ -</u>
County's covered-employee payroll	295,585	298,533	\$ 307,250	\$ 319,751	\$ 327,992
Contributions as a percentage of covered-employee payroll	13.0%	12.0%	12.0%	12.0%	13.0%

Source: County Auditor's Office and the Ohio Public Employees Retirement System

State Teachers Retirement System

Fiscal year	<u>2013</u>	<u>2014</u>	<u>2015</u>	<u>2016</u>	<u>2017</u>
Contractually required contributions	1,250	1,233	1,265	\$ 1,263	\$ 1,262
Contributions in relation to the contractually required contribution	<u>1,250</u>	<u>1,233</u>	<u>1,265</u>	<u>1,263</u>	<u>1,262</u>
Contribution deficiency (excess)	<u>-</u>	<u>-</u>	<u>-</u>	<u>\$ -</u>	<u>\$ -</u>
County's covered-employee payroll	9,615	9,485	9,035	\$ 9,021	\$ 9,014
Contributions as a percentage of covered-employee payroll	13.0%	13.0%	14.0%	14.0%	14.0%

Source: County Auditor's Office and the State Teachers Retirement System

Notes: The County implemented GASB Statement 68 in 2015.
The schedule is reported as of the measurement date of the net pension liability.
n/a - Information prior to 2013 is not available. Schedule is intended to show information
for ten years. Additional years will be displayed as they become available.

***Notes to the Required Supplemental Information
For the Year Ended December 31, 2017***

OHIO PUBLIC EMPLOYEES RETIREMENT SYSTEM (OPERS)

There were no recent significant changes of benefit terms, investment policies, the size or composition of the population covered by the benefit terms impacting the actuarial valuation study for the year ended December 31, 2016.

In 2016, a five-year experience study was completed on the period January 1, 2011 through December 31, 2015. The Board adopted changes to both the demographic and economic assumptions as a result of the study. The most notable change in demographic assumptions is an increased life expectancy of the members and the most notable change in economic assumptions is the reduction in the actuarially assumed rate of return from 8.00% down to 7.50% for the defined benefit investments. The new assumptions are included in the 2016 actuarial valuation.

In 2016, OPERS, in conjunction with the Board's investment consultants, also completed an asset liability study. Periodically, the System engages in a more comprehensive study that examines the nature of the pension liabilities the plan will ultimately pay and the characteristics of the asset allocation projections and the associated level of risk. As a result of this study, OPERS modified the asset allocation slightly, but not substantively.

**Combining and Individual Fund
Statements and Schedules**

FRANKLIN COUNTY, OHIO

FRANKLIN COUNTY, OHIO

Nonmajor Governmental Funds

Nonmajor Special Revenue Funds

The special revenue funds are used to account for proceeds of specific revenue sources (other than debt service, capital projects, or enterprise funds) that are legally restricted to expenditures for specified purposes. A description of the nonmajor special revenue funds follows:

Public Assistance – This fund accounts for public assistance funding. Expenditures are restricted to provide job training and public assistance to qualified clients to pay their medical assistance providers and for certain public social services.

Motor Vehicle and Gasoline Tax – This fund accounts for revenue derived from taxes on gasoline and motor vehicle licenses. State law restricts expenditure of these funds to road and bridge maintenance and construction.

Senior Services – This fund accounts for the property taxes and grants spent for programs benefiting senior citizens.

Zoological Park – This fund accounts for the property taxes for the Columbus Zoo.

Child Support Enforcement – This fund accounts for the administration of the collection and distribution of voluntary and court-ordered child support payments.

Real Estate Assessment – This fund accounts for activities related to the appraisal of real property for tax purposes, and periodic county-wide revaluation. Funding is provided through charges to the various political subdivision during the distribution of their property tax revenue.

Additional special revenue funds are listed below:

- Convention Center Lease
- Homeland Security and Justice Programs
- Economic Development and Planning
- Dog and Kennel
- Certificate of Title Administration (Budgetary only)
- Wireless Enhanced 9-1-1
- Domestic and Juvenile Court Grants
- Adult Probation and Community Corrections
- Emergency Management Agency
- Recorder Equipment (Budgetary only)
- Other Special Revenue Funds

Nonmajor Debt Service Funds

The debt service funds are used to account for the accumulation of governmental resources and payment of principal and interest on long-term debt. Debt service funds are as follows:

- General Bond Retirement
- Stadium Debt Service

Nonmajor Capital Projects Funds

The capital projects funds are used to account for the financial resources used for the acquisition, construction or renovation of facilities (other than those financed by the enterprise funds). Following are descriptions of the nonmajor capital project funds:

Clean Ohio Grant – This fund accounts for the environmental remediation and redevelopment of a former landfill site.

Criminal Justice Information System – This fund accounts for costs associated with providing a case management system that will allow attorneys to file petitions and other documents electronically through the internet.

Hall of Justice Improvements – This fund accounts for improvements to the Franklin County Hall of Justice.

Sheriff Training Academy – This fund accounts for costs associated with the design and construction of the Sheriff Training Academy facility.

Board of Elections Facility – This fund accounts for costs associated with the acquisition and improvements of a facility for the Board of Elections.

Network Infrastructure – This fund accounts for costs associated with capital expenditures for purchases and improvements to network related initiatives.

Public Safety Center – This fund accounts for costs associated with the design and construction of the Public Safety Center facility.

Other Capital Projects – This fund accounts for miscellaneous capital projects.

FRANKLIN COUNTY, OHIO

**Combining Balance Sheet
Nonmajor Governmental Funds
December 31, 2017**

(Amounts in 000's)

	Nonmajor Special Revenue Funds	Nonmajor Debt Service Funds	Nonmajor Capital Projects Funds	Total
Assets:				
Equity with County Treasurer	\$ 88,288	\$ 5,914	\$ 130,957	\$ 225,159
Cash and investments in segregated accounts	3,299	-	-	3,299
Property taxes receivable, net	45,948	-	-	45,948
Accounts receivable	1,163	-	-	1,163
Due from other funds	96	-	-	96
Due from other governments	38,996	-	-	38,996
Loans receivable, net	3,203	-	-	3,203
Inventories	1,146	-	-	1,146
Total assets	\$ 182,139	\$ 5,914	\$ 130,957	\$ 319,010
Liabilities, deferred inflows of resources, and fund balances:				
Liabilities:				
Accrued wages	\$ 4,530	\$ -	\$ -	\$ 4,530
Accounts payable	10,540	-	346	10,886
Matured bonds and interest payable	-	661	-	661
Due to other funds	761	-	-	761
Unearned revenue	4,572	-	-	4,572
Advances from other funds	2,562	-	-	2,562
Total liabilities	22,965	661	346	23,972
Deferred inflows of resources:				
Property taxes	49,184	-	-	49,184
Unavailable revenue	25,455	-	-	25,455
Total deferred inflows of resources	74,639	-	-	74,639
Fund balances:				
Nonspendable	1,146	-	-	1,146
Restricted	85,295	404	125,214	210,913
Committed	1	-	5,397	5,398
Assigned	-	4,849	-	4,849
Unassigned	(1,907)	-	-	(1,907)
Total fund balances	84,535	5,253	130,611	220,399
Total liabilities, deferred inflows of resources, and fund balances	\$ 182,139	\$ 5,914	\$ 130,957	\$ 319,010

FRANKLIN COUNTY, OHIO

**Combining Balance Sheet
Nonmajor Special Revenue Funds
December 31, 2017**

(Amounts in 000's)

	Public Assistance	Motor Vehicle and Gasoline Tax	Senior Services	Zoological Park
Assets:				
Equity with County Treasurer	\$ 5,121	\$ 12,146	\$ 20,567	\$ 1,676
Cash and investments in segregated accounts	-	-	-	-
Property taxes receivable, net	-	-	29,277	16,671
Accounts receivable	30	255	401	-
Due from other funds	35	-	-	-
Due from other governments	12,508	17,366	1,776	899
Loans receivable, net	-	-	-	-
Inventories	16	747	3	-
Total assets	\$ 17,710	\$ 30,514	\$ 52,024	\$ 19,246
Liabilities, deferred inflows of resources, and fund balances:				
Liabilities:				
Accrued wages	\$ 1,728	\$ 741	\$ 299	\$ -
Accounts payable	4,947	516	2,016	391
Due to other funds	2	258	6	-
Unearned revenue	267	-	-	-
Advances from other funds	453	-	-	-
Total liabilities	7,397	1,515	2,321	391
Deferred inflows of resources:				
Property taxes	-	-	31,703	17,481
Unavailable revenue	4,394	13,278	2,357	1,374
Total deferred inflows of resources	4,394	13,278	34,060	18,855
Fund balances:				
Nonspendable	16	747	3	-
Restricted	5,903	14,974	15,640	-
Committed	-	-	-	-
Unassigned	-	-	-	-
Total fund balances	5,919	15,721	15,643	-
Total liabilities, deferred inflows of resources, and fund balances	\$ 17,710	\$ 30,514	\$ 52,024	\$ 19,246

(Continued on next page)

FRANKLIN COUNTY, OHIO

**Combining Balance Sheet
Nonmajor Special Revenue Funds
December 31, 2017**

(Amounts in 000's)

	Child Support Enforcement	Real Estate Assessment	Homeland Security and Justice Programs	Economic Development and Planning
Assets:				
Equity with County Treasurer	\$ 1,271	\$ 17,162	\$ 551	\$ 545
Cash and investments in segregated accounts	-	-	-	-
Property taxes receivable, net	-	-	-	-
Accounts receivable	213	-	-	14
Due from other funds	-	-	-	-
Due from other governments	64	-	1,839	310
Loans receivable, net	-	-	-	3,203
Inventories	12	26	5	-
Total assets	\$ 1,560	\$ 17,188	\$ 2,395	\$ 4,072
Liabilities, deferred inflows of resources, and fund balances:				
Liabilities:				
Accrued wages	\$ 670	\$ 329	\$ 38	\$ 15
Accounts payable	46	613	234	295
Due to other funds	344	93	-	-
Unearned revenue	-	-	407	3,203
Advances from other funds	500	-	1,350	-
Total liabilities	1,560	1,035	2,029	3,513
Deferred inflows of resources:				
Property taxes	-	-	-	-
Unavailable revenue	-	-	1,730	310
Total deferred inflows of resources	-	-	1,730	310
Fund balances:				
Nonspendable	12	26	5	-
Restricted	-	16,127	-	249
Committed	-	-	-	-
Unassigned	(12)	-	(1,369)	-
Total fund balances	-	16,153	(1,364)	249
Total liabilities, deferred inflows of resources, and fund balances	\$ 1,560	\$ 17,188	\$ 2,395	\$ 4,072

(Continued on next page)

FRANKLIN COUNTY, OHIO

**Combining Balance Sheet
Nonmajor Special Revenue Funds
December 31, 2017**

(Amounts in 000's)

	Dog and Kennel	Wireless Enhanced 9-1-1	Domestic and Juvenile Court Grants	Adult Probation and Community Corrections
Assets:				
Equity with County Treasurer	\$ 585	\$ 807	\$ 5,788	\$ 2,494
Cash and investments in segregated accounts	1	-	-	-
Property taxes receivable, net	-	-	-	-
Accounts receivable	11	-	-	4
Due from other funds	-	-	-	-
Due from other governments	-	485	2,609	651
Loans receivable, net	-	-	-	-
Inventories	41	-	-	-
Total assets	\$ 638	\$ 1,292	\$ 8,397	\$ 3,149
Liabilities, deferred inflows of resources, and fund balances:				
Liabilities:				
Accrued wages	\$ 160	\$ -	\$ 99	\$ 111
Accounts payable	247	1	569	76
Due to other funds	21	-	11	-
Unearned revenue	695	-	-	-
Advances from other funds	-	-	-	-
Total liabilities	1,123	1	679	187
Deferred inflows of resources:				
Property taxes	-	-	-	-
Unavailable revenue	-	-	2,001	-
Total deferred inflows of resources	-	-	2,001	-
Fund balances:				
Nonspendable	41	-	-	-
Restricted	-	1,291	5,717	2,962
Committed	-	-	-	-
Unassigned	(526)	-	-	-
Total fund balances	(485)	1,291	5,717	2,962
Total liabilities, deferred inflows of resources, and fund balances	\$ 638	\$ 1,292	\$ 8,397	\$ 3,149

(Continued on next page)

FRANKLIN COUNTY, OHIO

**Combining Balance Sheet
Nonmajor Special Revenue Funds
December 31, 2017**

(Amounts in 000's)

	Emergency Management Agency	Other Special Revenue	Total
Assets:			
Equity with County Treasurer	\$ 2,156	\$ 17,419	\$ 88,288
Cash and investments in segregated accounts	-	3,298	3,299
Property taxes receivable, net	-	-	45,948
Accounts receivable	-	235	1,163
Due from other funds	-	61	96
Due from other governments	87	402	38,996
Loans receivable, net	-	-	3,203
Inventories	148	148	1,146
Total assets	\$ 2,391	\$ 21,563	\$ 182,139
Liabilities, deferred inflows of resources, and fund balances:			
Liabilities:			
Accrued wages	\$ 45	\$ 295	\$ 4,530
Accounts payable	42	547	10,540
Due to other funds	6	20	761
Unearned revenue	-	-	4,572
Advances from other funds	-	259	2,562
Total liabilities	93	1,121	22,965
Deferred inflows of resources:			
Property taxes	-	-	49,184
Unavailable revenue	10	1	25,455
Total deferred inflows of resources	10	1	74,639
Fund balances:			
Nonspendable	148	148	1,146
Restricted	2,140	20,292	85,295
Committed	-	1	1
Unassigned	-	-	(1,907)
Total fund balances	2,288	20,441	84,535
Total liabilities, deferred inflows of resources, and fund balances	\$ 2,391	\$ 21,563	\$ 182,139

FRANKLIN COUNTY, OHIO

***Combining Balance Sheet
Nonmajor Debt Service Funds
December 31, 2017***

(Amounts in 000's)

	General Bond Retirement	Stadium Debt Service	Total
Assets:			
Equity with County Treasurer	\$ 5,510	\$ 404	\$ 5,914
Total assets	<u>\$ 5,510</u>	<u>\$ 404</u>	<u>\$ 5,914</u>
Liabilities, deferred inflows of resources, and fund balances:			
Liabilities:			
Matured bonds and interest payable	\$ 661	\$ -	\$ 661
Total liabilities	<u>661</u>	<u>-</u>	<u>661</u>
Deferred inflows of resources:			
Total deferred inflows of resources	-	-	-
Fund balances:			
Restricted	-	404	404
Assigned	4,849	-	4,849
Total fund balance	<u>4,849</u>	<u>404</u>	<u>5,253</u>
Total liabilities, deferred inflows of resources, and fund balance	<u>\$ 5,510</u>	<u>\$ 404</u>	<u>\$ 5,914</u>

FRANKLIN COUNTY, OHIO

**Combining Balance Sheet
Nonmajor Capital Projects Funds
December 31, 2017**

(Amounts in 000's)

	Criminal Justice Information System	Board of Elections Facility	Network Infrastructure	Public Safety Center
Assets:				
Equity with County Treasurer	\$ 4,513	\$ 126	\$ 412	\$ 125,410
Total assets	\$ 4,513	\$ 126	\$ 412	\$ 125,410
Liabilities, deferred inflows of resources, and fund balances:				
Liabilities:				
Accounts payable	\$ -	\$ -	\$ -	\$ 322
Total liabilities	-	-	-	322
Deferred inflows of resources:				
Total deferred inflows of resources	-	-	-	-
Fund balances:				
Restricted	-	126	-	125,088
Committed	4,513	-	412	-
Total fund balances	4,513	126	412	125,088
Total liabilities, deferred inflows of resources, and fund balances	\$ 4,513	\$ 126	\$ 412	\$ 125,410

(Continued on next page)

FRANKLIN COUNTY, OHIO

**Combining Balance Sheet
Nonmajor Capital Projects Funds
December 31, 2017**

(Amounts in 000's)

	Other Capital Projects	Total
Assets:		
Equity with County Treasurer	\$ 496	\$ 130,957
Total assets	<u>\$ 496</u>	<u>\$ 130,957</u>
Liabilities, deferred inflows of resources, and fund balances:		
Liabilities:		
Accounts payable	\$ 24	\$ 346
Total liabilities	<u>24</u>	<u>346</u>
Deferred inflows of resources:		
Total deferred inflows of resources	-	-
Fund balances:		
Restricted	-	125,214
Committed	<u>472</u>	<u>5,397</u>
Total fund balances	<u>472</u>	<u>130,611</u>
Total liabilities, deferred inflows of resources, and fund balances	<u>\$ 496</u>	<u>\$ 130,957</u>

FRANKLIN COUNTY, OHIO

***Combining Statement of Revenues, Expenditures and Changes in Fund Balance
Nonmajor Governmental Funds
For The Year Ended December 31, 2017***

(Amounts in 000's)

	Nonmajor Special Revenue Funds	Nonmajor Debt Service Funds	Nonmajor Capital Projects Funds	Total
Revenues:				
Property taxes	\$ 48,990	\$ -	\$ -	\$ 48,990
Licenses and permits	2,576	-	-	2,576
Fees and charges for services	39,795	-	-	39,795
Fines and forfeitures	3,485	-	-	3,485
Intergovernmental	156,815	-	-	156,815
Investment income	200	1	67	268
Other	12,336	8,929	5	21,270
Total revenues	<u>264,197</u>	<u>8,930</u>	<u>72</u>	<u>273,199</u>
Expenditures:				
Current:				
General government	29,208	-	-	29,208
Judicial	5,117	-	-	5,117
Public safety	24,353	-	-	24,353
Human services	140,788	-	-	140,788
Health	1,302	-	-	1,302
Public works	44,772	-	-	44,772
Conservation and recreation	19,124	-	-	19,124
Community development	1,649	-	-	1,649
Capital outlays	-	-	18,935	18,935
Debt service:				
Principal retirement	1,278	14,803	-	16,081
Interest charges	1,132	12,280	-	13,412
Intergovernmental grants	5,180	-	-	5,180
Total expenditures	<u>273,903</u>	<u>27,083</u>	<u>18,935</u>	<u>319,921</u>
Excess (deficiency) of revenues over (under) expenditures	(9,706)	(18,153)	(18,863)	(46,722)
Other financing sources (uses):				
Transfers in	15,015	22,606	54,129	91,750
Transfers out	(933)	-	(23)	(956)
Sale of capital assets	17	-	-	17
Total other financing sources (uses)	<u>14,099</u>	<u>22,606</u>	<u>54,106</u>	<u>90,811</u>
Net change in fund balances	4,393	4,453	35,243	44,089
Fund balances - beginning	80,142	800	95,368	176,310
Fund balances - ending	<u>\$ 84,535</u>	<u>\$ 5,253</u>	<u>\$ 130,611</u>	<u>\$ 220,399</u>

FRANKLIN COUNTY, OHIO

***Combining Statement of Revenues, Expenditures and Changes in Fund Balance
Nonmajor Special Revenue Funds
For the Year Ended December 31, 2017***

(Amounts in 000's)

	Public Assistance	Motor Vehicle and Gasoline Tax	Senior Services	Zoological Park
Revenues:				
Property taxes	\$ -	\$ -	\$ 31,704	\$ 17,286
Licenses and permits	-	43	-	-
Fees and charges for services	-	3,272	1,318	-
Fines and forfeitures	-	347	-	-
Intergovernmental	76,029	40,767	5,359	1,838
Investment income	-	107	-	-
Other	1,166	294	245	-
Total revenues	<u>77,195</u>	<u>44,830</u>	<u>38,626</u>	<u>19,124</u>
Expenditures:				
Current:				
General government	-	-	-	-
Judicial	-	-	-	-
Public safety	-	-	-	-
Human services	80,052	-	37,747	-
Health	-	-	-	-
Public works	-	43,526	-	-
Conservation and recreation	-	-	-	19,124
Community development	-	-	-	-
Debt service:				
Principal retirement	991	287	-	-
Interest charges	1,132	-	-	-
Intergovernmental grants	-	-	186	-
Total expenditures	<u>82,175</u>	<u>43,813</u>	<u>37,933</u>	<u>19,124</u>
Excess (deficiency) of revenues over (under) expenditures	(4,980)	1,017	693	-
Other financing sources (uses):				
Transfers in	5,252	-	-	-
Transfers out	-	(869)	-	-
Sale of capital assets	-	17	-	-
Total other financing sources (uses)	<u>5,252</u>	<u>(852)</u>	<u>-</u>	<u>-</u>
Net change in fund balances	272	165	693	-
Fund balances - beginning	5,647	15,556	14,950	-
Fund balances - ending	<u>\$ 5,919</u>	<u>\$ 15,721</u>	<u>\$ 15,643</u>	<u>\$ -</u>

(Continued on next page)

FRANKLIN COUNTY, OHIO

**Combining Statement of Revenues, Expenditures and Changes in Fund Balance
Nonmajor Special Revenue Funds
For the Year Ended December 31, 2017**

(Amounts in 000's)

	Child Support Enforcement	Real Estate Assessment	Convention Center Lease	Homeland Security and Justice Programs
Revenues:				
Property taxes	\$ -	\$ -	\$ -	\$ -
Licenses and permits	-	-	-	-
Fees and charges for services	2,805	19,028	-	-
Fines and forfeitures	-	-	-	-
Intergovernmental	15,362	-	-	871
Investment income	-	-	-	6
Other	29	133	8,832	10
Total revenues	<u>18,196</u>	<u>19,161</u>	<u>8,832</u>	<u>887</u>
Expenditures:				
Current:				
General government	-	15,402	8,832	-
Judicial	-	-	-	-
Public safety	-	-	-	1,430
Human services	21,755	-	-	-
Health	-	-	-	-
Public works	-	-	-	-
Conservation and recreation	-	-	-	-
Community development	-	-	-	-
Debt service:				
Principal retirement	-	-	-	-
Interest charges	-	-	-	-
Intergovernmental grants	-	-	-	657
Total expenditures	<u>21,755</u>	<u>15,402</u>	<u>8,832</u>	<u>2,087</u>
Excess (deficiency) of revenues over (under) expenditures	(3,559)	3,759	-	(1,200)
Other financing sources (uses):				
Transfers in	3,559	-	-	696
Transfers out	-	-	-	-
Sale of capital assets	-	-	-	-
Total other financing sources (uses)	<u>3,559</u>	<u>-</u>	<u>-</u>	<u>696</u>
Net change in fund balances	-	3,759	-	(504)
Fund balances - beginning	-	12,394	-	(860)
Fund balances - ending	<u>\$ -</u>	<u>\$ 16,153</u>	<u>\$ -</u>	<u>\$ (1,364)</u>

(Continued on next page)

FRANKLIN COUNTY, OHIO

**Combining Statement of Revenues, Expenditures and Changes in Fund Balance
Nonmajor Special Revenue Funds
For the Year Ended December 31, 2017**

(Amounts in 000's)

	Economic Development and Planning	Dog and Kennel	Wireless Enhanced 9-1-1	Domestic and Juvenile Court Grants
Revenues:				
Property taxes	\$ -	\$ -	\$ -	\$ -
Licenses and permits	-	1,930	-	-
Fees and charges for services	477	386	-	5
Fines and forfeitures	-	306	-	-
Intergovernmental	1,494	-	2,490	5,832
Investment income	-	-	-	-
Other	-	77	-	56
Total revenues	<u>1,971</u>	<u>2,699</u>	<u>2,490</u>	<u>5,893</u>
Expenditures:				
Current:				
General government	-	-	-	-
Judicial	-	-	-	-
Public safety	-	5,421	129	5,496
Human services	-	-	-	-
Health	-	-	-	-
Public works	-	-	-	-
Conservation and recreation	-	-	-	-
Community development	1,649	-	-	-
Debt service:				
Principal retirement	-	-	-	-
Interest charges	-	-	-	-
Intergovernmental grants	650	-	3,325	-
Total expenditures	<u>2,299</u>	<u>5,421</u>	<u>3,454</u>	<u>5,496</u>
Excess (deficiency) of revenues over (under) expenditures	(328)	(2,722)	(964)	397
Other financing sources (uses):				
Transfers in	117	2,750	6	-
Transfers out	-	-	-	-
Sale of capital assets	-	-	-	-
Total other financing sources (uses)	<u>117</u>	<u>2,750</u>	<u>6</u>	<u>-</u>
Net change in fund balances	(211)	28	(958)	397
Fund balances - beginning	460	(513)	2,249	5,320
Fund balances - ending	<u>\$ 249</u>	<u>\$ (485)</u>	<u>\$ 1,291</u>	<u>\$ 5,717</u>

(Continued on next page)

FRANKLIN COUNTY, OHIO

**Combining Statement of Revenues, Expenditures and Changes in Fund Balance
Nonmajor Special Revenue Funds
For the Year Ended December 31, 2017**

(Amounts in 000's)

	Adult Probation and Community Corrections	Emergency Management Agency	Other Special Revenue	Total
Revenues:				
Property taxes	\$ -	\$ -	\$ -	\$ 48,990
Licenses and permits	-	-	603	2,576
Fees and charges for services	86	1,157	11,261	39,795
Fines and forfeitures	-	-	2,832	3,485
Intergovernmental	4,409	1,054	1,310	156,815
Investment income	-	-	87	200
Other	-	11	1,483	12,336
Total revenues	4,495	2,222	17,576	264,197
Expenditures:				
Current:				
General government	-	-	4,974	29,208
Judicial	-	-	5,117	5,117
Public safety	3,917	1,789	6,171	24,353
Human services	-	-	1,234	140,788
Health	-	-	1,302	1,302
Public works	-	-	1,246	44,772
Conservation and recreation	-	-	-	19,124
Community development	-	-	-	1,649
Debt service:				
Principal retirement	-	-	-	1,278
Interest charges	-	-	-	1,132
Intergovernmental grants	-	312	50	5,180
Total expenditures	3,917	2,101	20,094	273,903
Excess (deficiency) of revenues over (under) expenditures	578	121	(2,518)	(9,706)
Other financing sources (uses):				
Transfers in	-	-	2,635	15,015
Transfers out	-	-	(64)	(933)
Sale of capital assets	-	-	-	17
Total other financing sources (uses)	-	-	2,571	14,099
Net change in fund balances	578	121	53	4,393
Fund balances - beginning	2,384	2,167	20,388	80,142
Fund balances - ending	\$ 2,962	\$ 2,288	\$ 20,441	\$ 84,535

FRANKLIN COUNTY, OHIO

***Combining Statement of Revenues, Expenditures and Changes in Fund Balance
Nonmajor Debt Service Funds
For the Year Ended December 31, 2017***

(Amounts in 000's)

	General Bond Retirement	Stadium Debt Service	Total
Revenues:			
Investment income	\$ 1	\$ -	\$ 1
Other	5,787	3,142	8,929
Total revenues	5,788	3,142	8,930
Expenditures:			
Debt service:			
Principal retirement	13,753	1,050	14,803
Interest charges	11,247	1,033	12,280
Total expenditures	25,000	2,083	27,083
Excess (deficiency) of revenues over (under) expenditures	(19,212)	1,059	(18,153)
Other financing sources (uses):			
Transfers in	22,606	-	22,606
Total other financing sources (uses)	22,606	-	22,606
Net change in fund balance	3,394	1,059	4,453
Fund balance - beginning	1,455	(655)	800
Fund balance - ending	\$ 4,849	\$ 404	\$ 5,253

FRANKLIN COUNTY, OHIO

***Combining Statement of Revenues, Expenditures and Changes in Fund Balance
Nonmajor Capital Projects Funds
For the Year Ended December 31, 2017***

(Amounts in 000's)

	Criminal Justice Information System	Hall of Justice Improvements	Sheriff Training Academy	Board of Elections Facility
Revenues:				
Investment income	\$ -	\$ (2)	\$ (1)	\$ 70
Other	-	-	-	-
Total revenues	-	(2)	(1)	70
Expenditures:				
Capital outlays	331	-	4	7,847
Total expenditures	331	-	4	7,847
Excess (deficiency) of revenues over (under) expenditures	(331)	(2)	(5)	(7,777)
Other financing sources (uses):				
Transfers in	-	-	-	-
Transfers out	-	(22)	(1)	-
Total other financing sources (uses)	-	(22)	(1)	-
Net change in fund balances	(331)	(24)	(6)	(7,777)
Fund balances - beginning	4,844	24	6	7,903
Fund balances - ending	\$ 4,513	\$ -	\$ -	\$ 126

(Continued on next page)

FRANKLIN COUNTY, OHIO

***Combining Statement of Revenues, Expenditures and Changes in Fund Balance
Nonmajor Capital Projects Funds
For the Year Ended December 31, 2017***

(Amounts in 000's)

	Network Infrastructure	Public Safety Center	Other Capital Projects	Total
Revenues:				
Investment income	\$ -	\$ -	\$ -	\$ 67
Other	-	5	-	5
Total revenues	-	5	-	72
Expenditures:				
Capital outlays	14	10,238	501	18,935
Total expenditures	14	10,238	501	18,935
Excess (deficiency) of revenues over (under) expenditures	(14)	(10,233)	(501)	(18,863)
Other financing sources (uses):				
Transfers in	400	53,000	729	54,129
Transfers out	-	-	-	(23)
Total other financing sources (uses)	400	53,000	729	54,106
Net change in fund balances	386	42,767	228	35,243
Fund balances - beginning	26	82,321	244	95,368
Fund balances - ending	\$ 412	\$ 125,088	\$ 472	\$ 130,611

FRANKLIN COUNTY, OHIO

***Schedule of Revenues, Expenditures and Changes in
Fund Balance – Budget and Actual (Non-GAAP Budgetary Basis)
Major Funds – General Fund
For the Year Ended December 31, 2017***

(Amounts in 000's)

	Budgeted Amounts			Variance with Final Budget Positive (Negative)
	Original	Final	Actual Amounts	
Revenues:				
Sales tax	\$ 306,747	\$ 305,132	\$ 305,132	\$ -
Property taxes	41,367	42,217	42,434	217
Licenses and permits	485	485	720	235
Fees and charges for services	47,290	50,668	52,378	1,710
Fines and forfeitures	1,089	1,089	1,062	(27)
Intergovernmental	38,054	43,906	44,210	304
Investment income	12,135	15,480	16,273	793
Other	1,335	12,835	13,622	787
Total revenues	448,502	471,812	475,831	4,019
Expenditures:				
Current:				
General government				
Commissioners				
Personal services	5,086	2,631	2,580	51
Fringe benefits	1,480	1,069	1,008	61
Materials and services	5,209	7,680	7,529	151
Capital outlays	606	544	149	395
Contingencies	6,000	-	-	-
Total commissioners	18,381	11,924	11,266	658
General services				
Personal services	1,373	1,386	1,326	60
Fringe benefits	737	739	679	60
Materials and services	3,607	3,607	3,457	150
Capital outlays	60	60	51	9
Total general services	5,777	5,792	5,513	279
Public facilities management				
Personal services	5,741	5,799	5,764	35
Fringe benefits	3,390	3,288	3,227	61
Materials and services	13,951	14,594	13,982	612
Grants	110	110	110	-
Capital outlays	336	237	139	98
Total public facilities management	23,528	24,028	23,222	806
Fleet management				
Capital outlays	1,160	1,361	1,335	26
Total fleet management	1,160	1,361	1,335	26

(Continued on to next page)

FRANKLIN COUNTY, OHIO

***Schedule of Revenues, Expenditures and Changes in
Fund Balance – Budget and Actual (Non-GAAP Budgetary Basis)
Major Funds – General Fund
For the Year Ended December 31, 2017***

(Amounts in 000's)

	Budgeted Amounts		Actual Amounts	Variance with Final Budget Positive (Negative)
	Original	Final		
Human resources				
Personal services	650	663	657	6
Fringe benefits	342	344	333	11
Materials and services	643	643	543	100
Total human resources	1,635	1,650	1,533	117
Community partnerships				
Personal services	64	66	65	1
Fringe benefits	24	28	28	-
Materials and services	6	6	-	6
Grants	13,499	13,677	13,677	-
Total community partnerships	13,593	13,777	13,770	7
Auditor				
Personal services	1,473	1,533	1,524	9
Fringe benefits	730	702	695	7
Materials and services	1,050	1,050	1,025	25
Capital outlays	44	44	26	18
Total auditor	3,297	3,329	3,270	59
Data center				
Personal services	4,130	3,824	3,801	23
Fringe benefits	1,754	1,413	1,405	8
Materials and services	4,990	6,963	6,556	407
Capital outlays	546	740	737	3
Total data center	11,420	12,940	12,499	441
Recorder				
Personal services	1,929	1,966	1,886	80
Fringe benefits	1,212	1,218	1,070	148
Materials and services	81	94	82	12
Total recorder	3,222	3,278	3,038	240
Treasurer				
Personal services	1,317	1,342	1,296	46
Fringe benefits	669	673	657	16
Materials and services	586	586	541	45
Total treasurer	2,572	2,601	2,494	107
Board of elections				
Personal services	4,660	4,905	4,845	60
Fringe benefits	1,443	1,472	1,424	48
Materials and services	2,483	2,483	2,470	13
Capital outlays	320	283	283	-
Total board of elections	8,906	9,143	9,022	121

(Continued on to next page)

FRANKLIN COUNTY, OHIO

***Schedule of Revenues, Expenditures and Changes in
Fund Balance – Budget and Actual (Non-GAAP Budgetary Basis)
Major Funds – General Fund
For the Year Ended December 31, 2017***

(Amounts in 000's)

	Budgeted Amounts		Actual Amounts	Variance with Final Budget Positive (Negative)
	Original	Final		
Commissioners - risk management				
Materials and services	1,500	3,500	1,935	1,565
Total commissioners-risk management	1,500	3,500	1,935	1,565
Total general government	94,991	93,323	88,898	4,425
Judicial				
Prosecuting attorney				
Personal services	11,696	11,926	11,709	217
Fringe benefits	5,111	5,148	4,809	339
Materials and services	734	734	692	42
Total prosecuting attorney	17,541	17,808	17,210	598
Court of appeals				
Materials and services	292	292	233	59
Total court of appeals	292	292	233	59
Common pleas court				
Personal services	11,754	12,012	11,891	121
Fringe benefits	5,728	5,770	5,457	313
Materials and services	5,203	5,286	4,905	381
Capital outlays	8	8	6	2
Total common pleas court	22,693	23,076	22,259	817
Domestic and juvenile court				
Personal services	16,874	17,204	16,974	230
Fringe benefits	8,941	8,870	8,688	182
Materials and services	8,739	9,375	8,933	442
Capital outlays	98	98	75	23
Total domestic and juvenile court	34,652	35,547	34,670	877
Probate court				
Personal services	2,721	2,783	2,769	14
Fringe benefits	1,300	1,358	1,347	11
Materials and services	561	502	442	60
Total probate court	4,582	4,643	4,558	85
Clerk of courts				
Personal services	5,362	5,472	4,984	488
Fringe benefits	3,405	3,413	2,970	443
Materials and services	828	828	614	214
Capital outlays	-	10	10	-
Total clerk of courts	9,595	9,723	8,578	1,145

(Continued on to next page)

FRANKLIN COUNTY, OHIO

***Schedule of Revenues, Expenditures and Changes in
Fund Balance – Budget and Actual (Non-GAAP Budgetary Basis)
Major Funds – General Fund
For the Year Ended December 31, 2017***

(Amounts in 000's)

	Budgeted Amounts		Actual Amounts	Variance with Final Budget Positive (Negative)
	Original	Final		
Municipal court				
Personal services	596	626	625	1
Fringe benefits	214	218	218	-
Materials and services	996	1,117	1,093	24
Total municipal court	1,806	1,961	1,936	25
Municipal court clerk				
Personal services	43	43	43	-
Fringe benefits	15	15	15	-
Materials and services	65	65	48	17
Total municipal court clerk	123	123	106	17
Public defender				
Personal services	8,638	8,834	8,803	31
Fringe benefits	3,739	3,736	3,657	79
Materials and services	1,383	1,493	1,457	36
Total public defender	13,760	14,063	13,917	146
Total judicial	105,044	107,236	103,467	3,769
Public safety				
Coroner				
Personal services	2,571	2,642	2,588	54
Fringe benefits	1,052	1,027	954	73
Materials and services	710	887	843	44
Capital outlays	99	41	41	-
Total coroner	4,432	4,597	4,426	171
Sheriff				
Personal services	76,759	81,822	81,769	53
Fringe benefits	34,740	35,177	34,783	394
Materials and services	16,779	18,727	17,673	1,054
Capital outlays	480	211	201	10
Contingencies	397	-	-	-
Total sheriff	129,155	135,937	134,426	1,511
Sheriff - rotary				
Personal services	3,191	3,191	3,105	86
Fringe benefits	1,305	1,305	1,258	47
Materials and services	135	135	105	30
Total sheriff - rotary	4,631	4,631	4,468	163
Total public safety	138,218	145,165	143,320	1,845

(Continued on to next page)

FRANKLIN COUNTY, OHIO

***Schedule of Revenues, Expenditures and Changes in
Fund Balance – Budget and Actual (Non-GAAP Budgetary Basis)
Major Funds – General Fund
For the Year Ended December 31, 2017***

(Amounts in 000's)

	Budgeted Amounts		Actual Amounts	Variance with Final Budget Positive (Negative)
	Original	Final		
Human services				
Veterans' service commission				
Personal services	1,169	1,174	1,159	15
Fringe benefits	606	607	542	65
Materials and services	1,527	1,502	1,318	184
Grants	2,910	2,910	2,725	185
Capital outlays	-	24	-	24
Total human services	6,212	6,217	5,744	473
Public works				
Engineer				
Personal services	510	520	477	43
Fringe benefits	225	226	203	23
Materials and services	601	601	598	3
Capital outlays	-	33	33	-
Total public works	1,336	1,380	1,311	69
Community development				
Economic development and planning				
Personal services	915	928	870	58
Fringe benefits	465	467	410	57
Materials and services	624	509	421	88
Grants	9,145	5,310	4,897	413
Total community development	11,149	7,214	6,598	616
Capital outlays				
Public facilities management - permanent improvement projects				
Capital outlays	722	2,154	2,153	1
Total capital outlays	722	2,154	2,153	1
Intergovernmental grants				
Community partnerships				
Intergovernmental grants	3,101	7,468	7,468	-
Total intergovernmental grants	3,101	7,468	7,468	-
Total expenditures	360,773	370,157	358,959	11,198
Excess (deficiency) of revenues over (under) expenditures	87,729	101,655	116,872	15,217

(Continued on to next page)

FRANKLIN COUNTY, OHIO

***Schedule of Revenues, Expenditures and Changes in
Fund Balance – Budget and Actual (Non-GAAP Budgetary Basis)
Major Funds – General Fund
For the Year Ended December 31, 2017***

(Amounts in 000's)

	Budgeted Amounts		Actual Amounts	Variance with Final Budget Positive (Negative)
	Original	Final		
Other financing sources (uses):				
Transfers in	1,696	3,493	63	(3,430)
Transfers out	(101,524)	(111,935)	(93,723)	18,212
Advances in	-	1,178	1,178	-
Advances out	(100)	(100)	(100)	-
Proceeds from sale of capital assets	19	19	41	22
Total other financing sources (uses)	<u>(99,909)</u>	<u>(107,345)</u>	<u>(92,541)</u>	<u>14,804</u>
Net change in fund balance	(12,180)	(5,690)	24,331	30,021
Fund balance - beginning	<u>187,498</u>	<u>187,498</u>	<u>187,498</u>	<u>-</u>
Fund balance - ending	<u>\$ 175,318</u>	<u>\$ 181,808</u>	<u>\$ 211,829</u>	<u>\$ 30,021</u>

FRANKLIN COUNTY, OHIO

***Schedule of Revenues, Expenditures and Changes in
Fund Balance – Budget and Actual (Non-GAAP Budgetary Basis)
Major Funds – Special Revenue Fund – Board of Developmental Disabilities Fund
For the Year Ended December 31, 2017*** *(Amounts in 000's)*

	Budgeted Amounts			Variance with Final Budget Positive (Negative)
	Original	Final Budget	Actual Amounts	
Revenues:				
Property taxes	\$ 169,133	\$ 170,321	\$ 169,572	\$ (749)
Fees and charges for services	5,628	5,628	5,390	(238)
Intergovernmental	54,028	53,952	66,876	12,924
Other	2,196	2,196	5,073	2,877
Total revenues	230,985	232,097	246,911	14,814
Expenditures:				
Current:				
Health				
Program for developmental disabilities				
Personal services	62,486	63,666	59,572	4,094
Fringe benefits	34,726	34,919	30,157	4,762
Materials and services	19,086	19,086	15,875	3,211
Social services	133,402	133,402	132,298	1,104
Capital outlays	1,550	1,550	1,433	117
Total expenditures	251,250	252,623	239,335	13,288
Excess (deficiency) of revenues over (under) expenditures	(20,265)	(20,526)	7,576	28,102
Other financing sources (uses):				
Proceeds from sale of capital assets	20	20	1,618	1,598
Total other financing sources (uses)	20	20	1,618	1,598
Net change in fund balance	(20,245)	(20,506)	9,194	29,700
Fund balance - beginning	296,120	296,120	296,120	-
Fund balance - ending	\$ 275,875	\$ 275,614	\$ 305,314	\$ 29,700

FRANKLIN COUNTY, OHIO

***Schedule of Revenues, Expenditures and Changes in
Fund Balance – Budget and Actual (Non-GAAP Budgetary Basis)
Major Funds – Special Revenue Fund – Children Services Board Fund
For the Year Ended December 31, 2017***

(Amounts in 000's)

	Budgeted Amounts			Variance with Final Budget Positive (Negative)
	Original	Final	Actual Amounts	
Revenues:				
Property taxes	\$ 118,472	\$ 119,316	\$ 118,767	\$ (549)
Fees and charges for services	1,077	1,077	1,077	-
Intergovernmental	66,936	66,884	76,637	9,753
Other	398	1,098	1,068	(30)
Total revenues	186,883	188,375	197,549	9,174
Expenditures:				
Current:				
Human services				
Children services board - special levy				
Personal services	38,059	39,610	39,342	268
Fringe benefits	22,601	23,100	22,641	459
Materials and services	16,394	16,439	15,283	1,156
Social services	122,144	120,694	115,091	5,603
Capital outlays	1,057	1,057	1,016	41
Total expenditures	200,255	200,900	193,373	7,527
Excess (deficiency) of revenues over (under) expenditures	(13,372)	(12,525)	4,176	16,701
Other financing sources (uses):				
Proceeds from sale of capital assets	9	9	-	(9)
Total other financing sources (uses)	9	9	-	(9)
Net change in fund balance	(13,363)	(12,516)	4,176	16,692
Fund balance - beginning	132,025	132,025	132,025	-
Fund balance - ending	\$ 118,662	\$ 119,509	\$ 136,201	\$ 16,692

FRANKLIN COUNTY, OHIO

***Schedule of Revenues, Expenditures and Changes in
Fund Balance – Budget and Actual (Non-GAAP Budgetary Basis)
Major Funds – Special Revenue Fund – Alcohol, Drug and Mental Health Board Fund
For the Year Ended December 31, 2017*** *(Amounts in 000's)*

	Budgeted Amounts		Actual Amounts	Variance with Final Budget Positive (Negative)
	Original	Final		
Revenues:				
Property taxes	\$ 53,067	\$ 53,440	\$ 53,184	\$ (256)
Intergovernmental	20,681	23,114	21,744	(1,370)
Other	251	376	1,663	1,287
Total revenues	73,999	76,930	76,591	(339)
Expenditures:				
Current:				
Health				
ADAMH Board				
Personal services	4,083	4,162	3,671	491
Fringe benefits	1,768	1,781	1,530	251
Materials and services	3,238	3,593	2,960	633
Social services	75,904	78,990	60,621	18,369
Grants	680	680	540	140
Capital outlays	14	14	-	14
Total expenditures	85,687	89,220	69,322	19,898
Excess (deficiency) of revenues over (under) expenditures	(11,688)	(12,290)	7,269	19,559
Other financing sources (uses):				
Total other financing sources (uses)	-	-	-	-
Net change in fund balance	(11,688)	(12,290)	7,269	19,559
Fund balance - beginning	70,493	70,493	70,493	-
Fund balance - ending	\$ 58,805	\$ 58,203	\$ 77,762	\$ 19,559

FRANKLIN COUNTY, OHIO

***Schedule of Revenues, Expenditures and Changes in
Fund Balance – Budget and Actual (Non-GAAP Budgetary Basis)
Nonmajor Special Revenue Funds
For the Year Ended December 31, 2017***

(Amounts in 000's)

Public Assistance Fund			
	Final	Actual Amounts	Variance with Final Budget Positive (Negative)
Revenues:			
Intergovernmental	\$ 82,326	\$ 73,070	\$ (9,256)
Other	1,104	1,208	104
Total revenues	83,430	74,278	(9,152)
Expenditures:			
Current:			
Human services			
Job and family services			
Personal services	24,953	24,887	66
Fringe benefits	14,047	13,940	107
Materials and services	8,088	7,089	999
Social services	37,250	32,567	4,683
Capital outlays	2,123	2,123	-
Total expenditures	86,461	80,606	5,855
Excess (deficiency) of revenues over (under) expenditures	(3,031)	(6,328)	(3,297)
Other financing sources (uses):			
Transfers in	4,613	5,252	639
Advances out	(146)	(128)	18
Total other financing sources (uses)	4,467	5,124	657
Net change in fund balance	1,436	(1,204)	(2,640)
Fund balance - beginning	6,325	6,325	-
Fund balance - ending	\$ 7,761	\$ 5,121	\$ (2,640)

FRANKLIN COUNTY, OHIO

***Schedule of Revenues, Expenditures and Changes in
Fund Balance – Budget and Actual (Non-GAAP Budgetary Basis)
Nonmajor Special Revenue Funds
For the Year Ended December 31, 2017***

(Amounts in 000's)

Motor Vehicle and Gasoline Tax Fund

	Final Budget	Actual Amounts	Variance with Final Budget Positive (Negative)
Revenues:			
Licenses and permits	\$ 20	\$ 43	\$ 23
Fees and charges for services	3,773	4,045	272
Fines and forfeitures	357	342	(15)
Intergovernmental	41,749	42,273	524
Investment income	28	107	79
Other	38	146	108
Total revenues	45,965	46,956	991
Expenditures:			
Current:			
Public works			
Engineer			
Personal services	13,124	11,322	1,802
Fringe benefits	5,555	4,748	807
Materials and services	15,932	11,221	4,711
Capital outlays	20,054	16,421	3,633
Total public works	54,665	43,712	10,953
Debt service			
Principal retirement	287	287	-
Total expenditures	54,952	43,999	10,953
Excess (deficiency) of revenues over (under) expenditures	(8,987)	2,957	11,944
Other financing sources (uses):			
Transfers out	(869)	(869)	-
Proceeds from sale of capital assets	50	17	(33)
Total other financing sources (uses)	(819)	(852)	(33)
Net change in fund balance	(9,806)	2,105	11,911
Fund balance - beginning	10,041	10,041	-
Fund balance - ending	\$ 235	\$ 12,146	\$ 11,911

FRANKLIN COUNTY, OHIO

***Schedule of Revenues, Expenditures and Changes in
Fund Balance – Budget and Actual (Non-GAAP Budgetary Basis)
Nonmajor Special Revenue Funds
For the Year Ended December 31, 2017***

(Amounts in 000's)

Senior Services Fund

	Final Budget	Actual Amounts	Variance with Final Budget Positive (Negative)
Revenues:			
Property taxes	\$ 31,605	\$ 31,489	\$ (116)
Fees and charges for services	1,417	1,335	(82)
Intergovernmental	5,705	5,359	(346)
Other	160	216	56
Total revenues	38,887	38,399	(488)
Expenditures:			
Current:			
Human services			
Office on aging			
Personal services	4,702	4,495	207
Fringe benefits	2,547	2,230	317
Materials and services	2,655	1,925	730
Social services	29,849	26,221	3,628
Grants	3,065	3,003	62
Capital outlays	18	-	18
Total human services	42,836	37,874	4,962
Intergovernmental grants			
Office on aging			
Intergovernmental grants	186	186	-
Total expenditures	43,022	38,060	4,962
Excess (deficiency) of revenues over (under) expenditures	(4,135)	339	4,474
Other financing sources (uses):			
Total other financing sources (uses)	-	-	-
Net change in fund balance	(4,135)	339	4,474
Fund balance - beginning	16,240	16,240	-
Fund balance - ending	\$ 12,105	\$ 16,579	\$ 4,474

FRANKLIN COUNTY, OHIO

***Schedule of Revenues, Expenditures and Changes in
Fund Balance – Budget and Actual (Non-GAAP Budgetary Basis)
Nonmajor Special Revenue Funds
For the Year Ended December 31, 2017***

(Amounts in 000's)

Zoological Park Fund

	Final Budget	Actual Amounts	Variance with Final Budget Positive (Negative)
Revenues:			
Property taxes	\$ 17,401	\$ 17,318	\$ (83)
Intergovernmental	1,838	1,838	-
Total revenues	19,239	19,156	(83)
Expenditures:			
Current:			
Conservation and recreation			
Zoological Park			
Materials and services	288	288	-
Grants	18,868	18,868	-
Total expenditures	19,156	19,156	-
Excess (deficiency) of revenues over (under) expenditures	83	-	(83)
Other financing sources (uses):			
Total other financing sources (uses)	-	-	-
Net change in fund balance	83	-	(83)
Fund balance - beginning	-	-	-
Fund balance - ending	\$ 83	\$ -	\$ (83)

FRANKLIN COUNTY, OHIO

***Schedule of Revenues, Expenditures and Changes in
Fund Balance – Budget and Actual (Non-GAAP Budgetary Basis)
Nonmajor Special Revenue Funds
For the Year Ended December 31, 2017***

(Amounts in 000's)

Child Support Enforcement Fund

	Final Budget	Actual Amounts	Variance with Final Budget Positive (Negative)
Revenues:			
Fees and charges for services	\$ 2,977	\$ 2,826	\$ (151)
Intergovernmental	17,687	16,440	(1,247)
Other	65	29	(36)
Total revenues	20,729	19,295	(1,434)
Expenditures:			
Current:			
Human services			
Child support enforcement agency			
Personal services	10,446	10,437	9
Fringe benefits	6,090	5,966	124
Materials and services	5,569	5,241	328
Grants	326	311	15
Capital outlays	7	-	7
Total expenditures	22,438	21,955	483
Excess (deficiency) of revenues over (under) expenditures	(1,709)	(2,660)	(951)
Other financing sources (uses):			
Transfers in	2,159	3,559	1,400
Total other financing sources (uses)	2,159	3,559	1,400
Net change in fund balance	450	899	449
Fund balance - beginning	372	372	-
Fund balance - ending	\$ 822	\$ 1,271	\$ 449

FRANKLIN COUNTY, OHIO

***Schedule of Revenues, Expenditures and Changes in
Fund Balance – Budget and Actual (Non-GAAP Budgetary Basis)
Nonmajor Special Revenue Funds
For the Year Ended December 31, 2017***

(Amounts in 000's)

Real Estate Assessment Fund

	Final Budget	Actual Amounts	Variance with Final Budget Positive (Negative)
Revenues:			
Fees and charges for services	\$ 18,057	\$ 19,028	\$ 971
Other	30	133	103
Total revenues	18,087	19,161	1,074
Expenditures:			
Current:			
General government			
Auditor - real estate assessment			
Personal services	5,455	5,090	365
Fringe benefits	2,674	2,367	307
Materials and services	11,158	7,844	3,314
Capital outlays	1,780	248	1,532
Total expenditures	21,067	15,549	5,518
Excess (deficiency) of revenues over (under) expenditures	(2,980)	3,612	6,592
Other financing sources (uses):			
Total other financing sources (uses)	-	-	-
Net change in fund balance	(2,980)	3,612	6,592
Fund balance - beginning	13,550	13,550	-
Fund balance - ending	\$ 10,570	\$ 17,162	\$ 6,592

FRANKLIN COUNTY, OHIO

***Schedule of Revenues, Expenditures and Changes in
Fund Balance – Budget and Actual (Non-GAAP Budgetary Basis)
Nonmajor Special Revenue Funds
For the Year Ended December 31, 2017***

(Amounts in 000's)

Convention Center Lease Fund

	Final Budget	Actual Amounts	Variance with Final Budget Positive (Negative)
Revenues:			
Other	\$ 8,832	\$ 8,832	\$ -
Total revenues	8,832	8,832	-
Expenditures:			
Current:			
General government			
Commissioners - convention center			
Materials and services	8,832	8,832	-
Total expenditures	8,832	8,832	-
Excess (deficiency) of revenues over (under) expenditures	-	-	-
Other financing sources (uses):			
Total other financing sources (uses)	-	-	-
Net change in fund balance	-	-	-
Fund balance - beginning	-	-	-
Fund balance - ending	\$ -	\$ -	\$ -

FRANKLIN COUNTY, OHIO

***Schedule of Revenues, Expenditures and Changes in
Fund Balance – Budget and Actual (Non-GAAP Budgetary Basis)
Nonmajor Special Revenue Funds
For the Year Ended December 31, 2017***

(Amounts in 000's)

Homeland Security and Justice Programs Fund

	Final Budget	Actual Amounts	Variance with Final Budget Positive (Negative)
Revenues:			
Intergovernmental	\$ 2,413	\$ 944	\$ (1,469)
Investment income	2	6	4
Other	-	10	10
Total revenues	2,415	960	(1,455)
Expenditures:			
Current:			
Public safety			
Homeland security and justice programs			
Personal services	530	528	2
Fringe benefits	228	222	6
Materials and services	168	132	36
Grants	1,227	473	754
Capital outlays	11	11	-
Total public safety	2,164	1,366	798
Intergovernmental grants			
Homeland security and justice programs			
Intergovernmental grants	1,278	1,190	88
Total expenditures	3,442	2,556	886
Excess (deficiency) of revenues over (under) expenditures	(1,027)	(1,596)	(569)
Other financing sources (uses):			
Transfers in	692	686	(6)
Advances in	100	100	-
Total other financing sources (uses)	792	786	(6)
Net change in fund balance	(235)	(810)	(575)
Fund balance - beginning	1,361	1,361	-
Fund balance - ending	\$ 1,126	\$ 551	\$ (575)

FRANKLIN COUNTY, OHIO

***Schedule of Revenues, Expenditures and Changes in
Fund Balance – Budget and Actual (Non-GAAP Budgetary Basis)
Nonmajor Special Revenue Funds
For the Year Ended December 31, 2017***

(Amounts in 000's)

Economic Development and Planning Fund

	Final Budget	Actual Amounts	Variance with Final Budget Positive (Negative)
Revenues:			
Fees and charges for services	\$ 206	\$ 463	\$ 257
Intergovernmental	6,654	1,961	(4,693)
Total revenues	6,860	2,424	(4,436)
Expenditures:			
Current:			
Community development			
Economic development and planning			
Personal services	263	257	6
Fringe benefits	149	111	38
Materials and services	175	105	70
Grants	2,023	1,503	520
Total community development	2,610	1,976	634
Intergovernmental grants			
Community and economic development			
Intergovernmental grants	480	480	-
Total expenditures	3,090	2,456	634
Excess (deficiency) of revenues over (under) expenditures	3,770	(32)	(3,802)
Other financing sources (uses):			
Transfers in	100	117	17
Total other financing sources (uses)	100	117	17
Net change in fund balance	3,870	85	(3,785)
Fund balance - beginning	460	460	-
Fund balance - ending	\$ 4,330	\$ 545	\$ (3,785)

FRANKLIN COUNTY, OHIO

***Schedule of Revenues, Expenditures and Changes in
Fund Balance – Budget and Actual (Non-GAAP Budgetary Basis)
Nonmajor Special Revenue Funds
For the Year Ended December 31, 2017***

(Amounts in 000's)

Dog and Kennel Fund

	Final Budget	Actual Amounts	Variance with Final Budget Positive (Negative)
Revenues:			
Licenses and permits	\$ 2,105	\$ 2,069	\$ (36)
Fees and charges for services	492	384	(108)
Fines and forfeitures	276	307	31
Other	98	76	(22)
Total revenues	2,971	2,836	(135)
Expenditures:			
Current:			
Public safety			
Animal control			
Personal services	2,265	2,252	13
Fringe benefits	1,471	1,465	6
Materials and services	1,818	1,679	139
Capital outlays	95	95	-
Total animal control	5,649	5,491	158
Auditor - dog & kennel			
Materials and services	167	131	36
Total expenditures	5,816	5,622	194
Excess (deficiency) of revenues over (under) expenditures	(2,845)	(2,786)	59
Other financing sources (uses):			
Transfers in	2,650	2,750	100
Total other financing sources (uses)	2,650	2,750	100
Net change in fund balance	(195)	(36)	159
Fund balance - beginning	622	622	-
Fund balance - ending	\$ 427	\$ 586	\$ 159

FRANKLIN COUNTY, OHIO

***Schedule of Revenues, Expenditures and Changes in
Fund Balance – Budget and Actual (Non-GAAP Budgetary Basis)
Nonmajor Special Revenue Funds
For the Year Ended December 31, 2017***

(Amounts in 000's)

Certificate of Title Administration Fund

	Final Budget	Actual Amounts	Variance with Final Budget Positive (Negative)
Revenues:			
Fees and charges for services	\$ 7,197	\$ 7,438	\$ 241
Total revenues	7,197	7,438	241
Expenditures:			
Current:			
General government			
Clerk of courts - certificate of title administration			
Personal services	3,474	3,349	125
Fringe benefits	2,146	1,904	242
Materials and services	1,490	1,061	429
Capital outlays	140	129	11
Total expenditures	7,250	6,443	807
Excess (deficiency) of revenues over (under) expenditures	(53)	995	1,048
Other financing sources (uses):			
Total other financing sources (uses)	-	-	-
Net change in fund balance	(53)	995	1,048
Fund balance - beginning	7,957	7,957	-
Fund balance - ending	\$ 7,904	\$ 8,952	\$ 1,048

FRANKLIN COUNTY, OHIO

***Schedule of Revenues, Expenditures and Changes in
Fund Balance – Budget and Actual (Non-GAAP Budgetary Basis)
Nonmajor Special Revenue Funds
For the Year Ended December 31, 2017***

(Amounts in 000's)

Wireless Enhanced 9-1-1 Fund

	Final Budget	Actual Amounts	Variance with Final Budget Positive (Negative)
Revenues:			
Intergovernmental	\$ 2,493	\$ 2,492	\$ (1)
Total revenues	2,493	2,492	(1)
Expenditures:			
Current:			
Public Safety			
Wireless enhanced 9-1-1			
Materials and services	147	130	17
Total public safety	147	130	17
Intergovernmental grants			
Wireless enhanced 9-1-1			
Intergovernmental grants	3,692	3,686	6
Total expenditures	3,839	3,816	23
Excess (deficiency) of revenues over (under) expenditures	(1,346)	(1,324)	22
Other financing sources (uses):			
Transfers in	-	6	6
Total other financing sources (uses)	-	6	6
Net change in fund balance	(1,346)	(1,318)	28
Fund balance - beginning	2,125	2,125	-
Fund balance - ending	\$ 779	\$ 807	\$ 28

FRANKLIN COUNTY, OHIO

***Schedule of Revenues, Expenditures and Changes in
Fund Balance – Budget and Actual (Non-GAAP Budgetary Basis)
Nonmajor Special Revenue Funds
For the Year Ended December 31, 2017***

(Amounts in 000's)

Domestic and Juvenile Court Grants Fund

	Final Budget	Actual Amounts	Variance with Final Budget Positive (Negative)
Revenues:			
Fees and charges for services	\$ -	\$ 5	\$ 5
Intergovernmental	7,103	6,709	(394)
Other	-	56	56
Total revenues	7,103	6,770	(333)
Expenditures:			
Current:			
Public safety			
Domestic and juvenile court - felony delinquent care and custody			
Personal services	1,321	1,120	201
Fringe benefits	680	567	113
Materials and services	4,884	3,487	1,397
Total expenditures	6,885	5,174	1,711
Excess (deficiency) of revenues over (under) expenditures	218	1,596	1,378
Other financing sources (uses):			
Total other financing sources (uses)	-	-	-
Net change in fund balance	218	1,596	1,378
Fund balance - beginning	4,192	4,192	-
Fund balance - ending	\$ 4,410	\$ 5,788	\$ 1,378

FRANKLIN COUNTY, OHIO

***Schedule of Revenues, Expenditures and Changes in
Fund Balance – Budget and Actual (Non-GAAP Budgetary Basis)
Nonmajor Special Revenue Funds
For the Year Ended December 31, 2017***

(Amounts in 000's)

Adult Probation and Community Corrections Fund

	Final Budget	Actual Amounts	Variance with Final Budget Positive (Negative)
Revenues:			
Fees and charges for services	\$ 103	\$ 82	\$ (21)
Intergovernmental	3,657	3,758	101
Total revenues	3,760	3,840	80
Expenditures:			
Current:			
Public safety			
Common pleas court			
Personal services	1,788	1,738	50
Fringe benefits	829	785	44
Materials and services	1,897	1,381	516
Capital outlays	63	62	1
Total expenditures	4,577	3,966	611
Excess (deficiency) of revenues over (under) expenditures	(817)	(126)	691
Other financing sources (uses):			
Total other financing sources (uses)	-	-	-
Net change in fund balance	(817)	(126)	691
Fund balance - beginning	2,620	2,620	-
Fund balance - ending	\$ 1,803	\$ 2,494	\$ 691

FRANKLIN COUNTY, OHIO

***Schedule of Revenues, Expenditures and Changes in
Fund Balance – Budget and Actual (Non-GAAP Budgetary Basis)
Nonmajor Special Revenue Funds
For the Year Ended December 31, 2017***

(Amounts in 000's)

Emergency Management Agency Fund

	Final Budget	Actual Amounts	Variance with Final Budget Positive (Negative)
Revenues:			
Fees and charges for services	\$ 1,237	\$ 1,157	\$ (80)
Intergovernmental	1,277	1,042	(235)
Other	202	14	(188)
Total revenues	2,716	2,213	(503)
Expenditures:			
Current:			
Public safety			
EMA - emergency management			
Personal services	779	685	94
Fringe benefits	306	298	8
Materials and services	1,131	661	470
Grants	290	24	266
Capital outlays	29	29	-
Total EMA - emergency management	2,535	1,697	838
EMA - warning			
Materials and services	186	70	116
Total public safety	2,721	1,767	954
Intergovernmental grants			
EMA - emergency management			
Intergovernmental grants	312	312	-
Total expenditures	3,033	2,079	954
Excess (deficiency) of revenues over (under) expenditures	(317)	134	451
Other financing sources (uses):			
Total other financing sources (uses)	-	-	-
Net change in fund balance	(317)	134	451
Fund balance - beginning	2,022	2,022	-
Fund balance - ending	\$ 1,705	\$ 2,156	\$ 451

FRANKLIN COUNTY, OHIO

***Schedule of Revenues, Expenditures and Changes in
Fund Balance – Budget and Actual (Non-GAAP Budgetary Basis)
Nonmajor Special Revenue Funds
For the Year Ended December 31, 2017***

(Amounts in 000's)

Recorder Equipment Fund

	Final Budget	Actual Amounts	Variance with Final Budget Positive (Negative)
Revenues:			
Fees and charges for services	\$ 758	\$ 674	\$ (84)
Total revenues	758	674	(84)
Expenditures:			
Current:			
General government			
Recorder - equipment			
Personal services	253	220	33
Fringe benefits	129	105	24
Materials and services	321	286	35
Capital outlays	125	55	70
Total expenditures	828	666	162
Excess (deficiency) of revenues over (under) expenditures	(70)	8	78
Other financing sources (uses):			
Total other financing sources (uses)	-	-	-
Net change in fund balance	(70)	8	78
Fund balance - beginning	222	222	-
Fund balance - ending	\$ 152	\$ 230	\$ 78

FRANKLIN COUNTY, OHIO

***Schedule of Revenues, Expenditures and Changes in
Fund Balance – Budget and Actual (Non-GAAP Budgetary Basis)
Nonmajor Special Revenue Funds
For the Year Ended December 31, 2017***

(Amounts in 000's)

Other Special Revenue Funds

	Final Budget	Actual Amounts	Variance with Final Budget Positive (Negative)
Revenues:			
Licenses and permits	\$ 675	\$ 605	\$ (70)
Fees and charges for services	10,699	11,500	801
Fines and forfeitures	976	1,175	199
Intergovernmental	1,006	1,054	48
Investment income	17	87	70
Other	162	517	355
Total revenues	13,535	14,938	1,403
Expenditures:			
Current:			
General government			
Personal services	1,126	855	271
Fringe benefits	517	370	147
Materials and services	1,047	604	443
Grants	3,648	3,648	-
Total general government	6,338	5,477	861
Judicial			
Personal services	2,377	2,208	169
Fringe benefits	1,042	905	137
Materials and services	3,016	2,108	908
Capital outlays	300	-	300
Total judicial	6,735	5,221	1,514
Public safety			
Personal services	1,361	1,288	73
Fringe benefits	643	585	58
Materials and services	2,957	2,092	865
Capital outlays	229	162	67
Grants	25	22	3
Total public safety	5,215	4,149	1,066
Health			
Grants	1,315	1,308	7
Total health	1,315	1,308	7

(Continued)

FRANKLIN COUNTY, OHIO

***Schedule of Revenues, Expenditures and Changes in
Fund Balance – Budget and Actual (Non-GAAP Budgetary Basis)
Nonmajor Special Revenue Funds
For the Year Ended December 31, 2017***

(Amounts in 000's)

	<u>Final Budget</u>	<u>Actual Amounts</u>	<u>Variance with Final Budget Positive (Negative)</u>
Other Special Revenue Funds			
Public works			
Personal services	242	205	37
Fringe benefits	76	62	14
Materials and services	1,008	950	58
Capital outlays	100	-	100
Total public works	<u>1,426</u>	<u>1,217</u>	<u>209</u>
Intergovernmental grants			
Intergovernmental grants	50	50	-
Total expenditures	<u>21,079</u>	<u>17,422</u>	<u>3,657</u>
Excess (deficiency) of revenues over (under) expenditures	(7,544)	(2,484)	5,060
Other financing sources (uses):			
Transfers in	2,484	2,635	151
Transfers out	(64)	(64)	-
Total other financing sources (uses)	<u>2,420</u>	<u>2,571</u>	<u>151</u>
Net change in fund balance	(5,124)	87	5,211
Fund balance - beginning	<u>17,332</u>	<u>17,332</u>	<u>-</u>
Fund balance - ending	<u>\$ 12,208</u>	<u>\$ 17,419</u>	<u>\$ 5,211</u>

FRANKLIN COUNTY, OHIO

***Schedule of Revenues, Expenditures and Changes in
Fund Balance – Budget and Actual (Non-GAAP Budgetary Basis)
Nonmajor Debt Service Funds
For the Year Ended December 31, 2017***

(Amounts in 000's)

General Bond Retirement Fund

	Final Budget	Actual Amounts	Variance with Final Budget Positive (Negative)
Revenues:			
Other	\$ 787	\$ 5,787	\$ 5,000
Total revenues	787	5,787	5,000
Expenditures:			
Debt service			
Commissioners - bond retirement			
Principal retirement	13,763	13,763	-
Interest charges	11,250	11,249	1
Debt issuance costs	7	-	7
Total expenditures	25,020	25,012	8
Excess (deficiency) of revenues over (under) expenditures	(24,233)	(19,225)	5,008
Other financing sources (uses):			
Transfers in	23,565	22,606	(959)
Total other financing sources (uses)	23,565	22,606	(959)
Net change in fund balance	(668)	3,381	4,049
Fund balance - beginning	2,128	2,128	-
Fund balance - ending	\$ 1,460	\$ 5,509	\$ 4,049

FRANKLIN COUNTY, OHIO

***Schedule of Revenues, Expenditures and Changes in
Fund Balance – Budget and Actual (Non-GAAP Budgetary Basis)
Nonmajor Debt Service Funds
For the Year Ended December 31, 2017***

(Amounts in 000's)

Stadium Debt Service Fund

	Final Budget	Actual Amounts	Variance with Final Budget Positive (Negative)
Revenues:			
Other	\$ 3,147	\$ 3,142	\$ (5)
Total revenues	3,147	3,142	(5)
Expenditures:			
Debt service			
Commissioners -stadium debt service			
Principal retirement	1,050	1,050	-
Interest charges	1,091	1,033	58
Total expenditures	2,141	2,083	58
Excess (deficiency) of revenues over (under) expenditures	1,006	1,059	53
Other financing sources (uses):			
Advances Out	(1,007)	(1,000)	7
Premium on issuance of debt	25	-	(25)
Total other financing sources (uses)	(982)	(1,000)	(18)
Net change in fund balance	24	59	35
Fund balance - beginning	345	345	-
Fund balance - ending	\$ 369	\$ 404	\$ 35

FRANKLIN COUNTY, OHIO

***Schedule of Revenues, Expenditures and Changes in
Fund Balance – Budget and Actual (Non-GAAP Budgetary Basis)
Nonmajor Capital Projects Funds
For the Year Ended December 31, 2017***

(Amounts in 000's)

Clean Ohio Grant Fund

	<u>Final Budget</u>	<u>Actual Amounts</u>	Variance with Final Budget Positive (Negative)
Revenues:			
Intergovernmental	\$ 700	\$ 400	\$ (300)
Total revenues	<u>700</u>	<u>400</u>	<u>(300)</u>
Expenditures:			
Capital outlays			
Economic development and planning			
Capital outlays	<u>400</u>	<u>400</u>	<u>-</u>
Total expenditures	<u>400</u>	<u>400</u>	<u>-</u>
Excess (deficiency) of revenues over (under) expenditures	300	-	(300)
Other financing sources (uses):			
Total other financing sources (uses)	<u>-</u>	<u>-</u>	<u>-</u>
Net change in fund balance	300	-	(300)
Fund balance - beginning	<u>-</u>	<u>-</u>	<u>-</u>
Fund balance - ending	<u>\$ 300</u>	<u>\$ -</u>	<u>\$ (300)</u>

FRANKLIN COUNTY, OHIO

***Schedule of Revenues, Expenditures and Changes in
Fund Balance – Budget and Actual (Non-GAAP Budgetary Basis)
Nonmajor Capital Projects Funds
For the Year Ended December 31, 2017***

(Amounts in 000's)

Criminal Justice Information System Fund

	Final Budget	Actual Amounts	Variance with Final Budget Positive (Negative)
Revenues:			
Total revenues	\$ -	\$ -	\$ -
Expenditures:			
Capital outlays			
Capital outlays	408	339	69
Total expenditures	408	339	69
Excess (deficiency) of revenues over (under) expenditures	(408)	(339)	69
Other financing sources (uses):			
Total other financing sources (uses)	-	-	-
Net change in fund balance	(408)	(339)	69
Fund balance - beginning	4,852	4,852	-
Fund balance - ending	\$ 4,444	\$ 4,513	\$ 69

FRANKLIN COUNTY, OHIO

***Schedule of Revenues, Expenditures and Changes in
Fund Balance – Budget and Actual (Non-GAAP Budgetary Basis)
Nonmajor Capital Projects Funds
For the Year Ended December 31, 2017***

(Amounts in 000's)

Hall of Justice Improvements Fund

	Final Budget	Actual Amounts	Variance with Final Budget Positive (Negative)
Revenues:			
Investment income	\$ 22	\$ 1	\$ (21)
Total revenues	22	1	(21)
Expenditures:			
Total expenditures	-	-	-
Excess (deficiency) of revenues over (under) expenditures	22	1	(21)
Other financing sources (uses):			
Transfers out	(22)	(22)	-
Total other financing sources (uses)	(22)	(22)	-
Net change in fund balance	-	(21)	(21)
Fund balance - beginning	21	21	-
Fund balance - ending	\$ 21	\$ -	\$ (21)

FRANKLIN COUNTY, OHIO

***Schedule of Revenues, Expenditures and Changes in
Fund Balance – Budget and Actual (Non-GAAP Budgetary Basis)
Nonmajor Capital Projects Funds
For the Year Ended December 31, 2017***

(Amounts in 000's)

Sheriff Training Academy Fund

	Final Budget	Actual Amounts	Variance with Final Budget Positive (Negative)
Revenues:			
Investment income	\$ 1	\$ -	\$ (1)
Total revenues	1	-	(1)
Expenditures:			
Capital outlays			
Capital outlays	4	4	-
Total expenditures	4	4	-
Excess (deficiency) of revenues over (under) expenditures	(3)	(4)	(1)
Other financing sources (uses):			
Transfers out	(1)	(1)	-
Total other financing sources (uses)	(1)	(1)	-
Net change in fund balance	(4)	(5)	(1)
Fund balance - beginning	5	5	-
Fund balance - ending	\$ 1	\$ -	\$ (1)

FRANKLIN COUNTY, OHIO

***Schedule of Revenues, Expenditures and Changes in
Fund Balance – Budget and Actual (Non-GAAP Budgetary Basis)
Nonmajor Capital Projects Funds
For the Year Ended December 31, 2017***

(Amounts in 000's)

Board of Elections Facility Fund

	<u>Final Budget</u>	<u>Actual Amounts</u>	Variance with Final Budget Positive (Negative)
Revenues:			
Investment income	\$ 34	\$ 34	\$ -
Total revenues	<u>34</u>	<u>34</u>	<u>-</u>
Expenditures:			
Capital outlays			
Capital outlays	<u>7,951</u>	<u>7,861</u>	<u>90</u>
Total expenditures	<u>7,951</u>	<u>7,861</u>	<u>90</u>
Excess (deficiency) of revenues over (under) expenditures	(7,917)	(7,827)	90
Other financing sources (uses):			
Total other financing sources (uses)	<u>-</u>	<u>-</u>	<u>-</u>
Net change in fund balance	(7,917)	(7,827)	90
Fund balance - beginning	<u>7,917</u>	<u>7,917</u>	<u>-</u>
Fund balance - ending	<u>\$ -</u>	<u>\$ 90</u>	<u>\$ 90</u>

FRANKLIN COUNTY, OHIO

***Schedule of Revenues, Expenditures and Changes in
Fund Balance – Budget and Actual (Non-GAAP Budgetary Basis)
Nonmajor Capital Projects Funds
For the Year Ended December 31, 2017***

(Amounts in 000's)

Network Infrastructure Fund			
	<u>Final Budget</u>	<u>Actual Amounts</u>	<u>Variance with Final Budget Positive (Negative)</u>
Revenues:			
Total revenues	\$ -	\$ -	\$ -
Expenditures:			
Capital outlays			
Capital outlays	26	14	12
Total expenditures	26	14	12
Excess (deficiency) of revenues over (under) expenditures	(26)	(14)	12
Other financing sources (uses):			
Transfers in	400	400	-
Total other financing sources (uses)	400	400	-
Net change in fund balance	374	386	12
Fund balance - beginning	26	26	-
Fund balance - ending	\$ 400	\$ 412	\$ 12

FRANKLIN COUNTY, OHIO

***Schedule of Revenues, Expenditures and Changes in
Fund Balance – Budget and Actual (Non-GAAP Budgetary Basis)
Nonmajor Capital Projects Funds
For the Year Ended December 31, 2017***

(Amounts in 000's)

Public Safety Center Fund			
	<u>Final Budget</u>	<u>Actual Amounts</u>	<u>Variance with Final Budget Positive (Negative)</u>
Revenues:			
Other	\$ -	\$ 5	\$ 5
Total revenues	-	5	5
Expenditures:			
Capital outlays			
Capital outlays	20,000	10,226	9,774
Total expenditures	20,000	10,226	9,774
Excess (deficiency) of revenues over (under) expenditures	(20,000)	(10,221)	9,779
Other financing sources (uses):			
Transfers in	53,000	53,000	-
Total other financing sources (uses)	53,000	53,000	-
Net change in fund balance	33,000	42,779	9,779
Fund balance - beginning	82,631	82,631	-
Fund balance - ending	\$ 115,631	\$ 125,410	\$ 9,779

FRANKLIN COUNTY, OHIO

***Schedule of Revenues, Expenditures and Changes in
Fund Balance – Budget and Actual (Non-GAAP Budgetary Basis)
Nonmajor Capital Projects Funds
For the Year Ended December 31, 2017***

(Amounts in 000's)

Other Capital Projects Funds

	Final Budget	Actual Amounts	Variance with Final Budget Positive (Negative)
Revenues:			
Total revenues	\$ -	\$ -	\$ -
Expenditures:			
Capital outlays			
Public facilities management- other capital projects			
Capital outlays	973	477	496
Total expenditures	973	477	496
Excess (deficiency) of revenues over (under) expenditures	(973)	(477)	496
Other financing sources (uses):			
Transfers in	729	729	-
Total other financing sources (uses)	729	729	-
Net change in fund balance	(244)	252	496
Fund balance - beginning	244	244	-
Fund balance - ending	\$ -	\$ 496	\$ 496

Enterprise Funds

Enterprise funds are used to account for operations that are financed and operated in a manner similar to a private business enterprise. The County intends that the cost of providing services to the general public on a continuing basis be financed or recovered primarily through user charges. Following are descriptions of the enterprise funds:

Water and Sewer – This fund accounts for the provision of water and sewer services to a relatively small area of the County not serviced by other local water and sewer operations. All activities necessary to provide such services are accounted for in this fund.

Parking Facilities – This fund accounts for the fees and operations of the County-owned parking facilities. The facilities serve both County employees and the general public.

Since the Statement of Net Position, the Statement of Revenues, Expenses and Changes in Net Position and the Statement of Cash Flows for each of the enterprise funds are presented in the basic financial statements, they are not repeated in this section.

FRANKLIN COUNTY, OHIO

**Schedule of Revenues, Expenses and Changes in
Fund Equity – Budget and Actual (Non-GAAP Budgetary Basis)
Major Enterprise Funds
December 31, 2017**

(Amounts in 000's)

Water and Sewer Fund

	<u>Final Budget</u>	<u>Actual Amounts</u>	Variance with Final Budget Positive (Negative)
Operating revenues:			
Fees and charges for services	\$ 7,974	\$ 8,392	\$ 418
Other	270	446	176
Total operating revenues	<u>8,244</u>	<u>8,838</u>	<u>594</u>
Operating expenses:			
Personal services	968	928	40
Fringe benefits	466	459	7
Materials and services	5,439	4,375	1,064
Capital outlays	10,277	7,158	3,119
Total operating expenses	<u>17,150</u>	<u>12,920</u>	<u>4,230</u>
Operating income (loss)	(8,906)	(4,082)	4,824
Nonoperating revenues (expenses):			
Issuance of debt	15,061	7,307	(7,754)
Premium on issuance of debt	-	49	49
Investment income	-	23	23
Proceeds from sale of capital assets	-	1	1
Debt service:			
Principal retirement	(7,814)	(7,668)	146
Interest charges	(701)	(695)	6
Debt issuance costs	(35)	(35)	-
Total debt service	<u>(8,550)</u>	<u>(8,398)</u>	<u>152</u>
Total nonoperating revenues (expenses)	<u>6,511</u>	<u>(1,018)</u>	<u>(7,529)</u>
Income (loss) before operating transfers	(2,395)	(5,100)	(2,705)
Transfers in	9,575	9,425	(150)
Transfers out	(6,550)	(6,549)	1
Total transfers	<u>3,025</u>	<u>2,876</u>	<u>(149)</u>
Net change in fund equity	630	(2,224)	(2,854)
Fund equity - beginning	<u>9,197</u>	<u>9,197</u>	<u>-</u>
Fund equity - ending	<u>\$ 9,827</u>	<u>\$ 6,973</u>	<u>\$ (2,854)</u>

FRANKLIN COUNTY, OHIO

**Schedule of Revenues, Expenses and Changes in
Fund Equity – Budget and Actual (Non-GAAP Budgetary Basis)
Major Enterprise Funds
December 31, 2017**

(Amounts in 000's)

Parking Facilities Enterprise Fund

	<u>Final Budget</u>	<u>Actual Amounts</u>	Variance with Final Budget Positive (Negative)
Operating revenues:			
Fees and charges for services	\$ 2,693	\$ 2,759	\$ 66
Total operating revenues	<u>2,693</u>	<u>2,759</u>	<u>66</u>
Operating expenses:			
Personal services	533	510	23
Fringe benefits	353	302	51
Materials and services	1,286	982	304
Capital outlays	4,261	1,321	2,940
Total operating expenses	<u>6,433</u>	<u>3,115</u>	<u>3,318</u>
Operating income (loss)	(3,740)	(356)	3,384
Nonoperating revenues (expenses):			
Investment income	-	18	18
Debt service:			
Principal retirement	(360)	(360)	-
Interest charges	(135)	(135)	-
Total debt service	<u>(495)</u>	<u>(495)</u>	<u>-</u>
Total nonoperating revenues (expenses)	<u>(495)</u>	<u>(477)</u>	<u>18</u>
Net change in fund equity	(4,235)	(833)	3,402
Fund equity - beginning	<u>5,802</u>	<u>5,802</u>	<u>-</u>
Fund equity - ending	<u>\$ 1,567</u>	<u>\$ 4,969</u>	<u>\$ 3,402</u>



Internal Service Funds

The internal service funds report activities provided to the departments and agencies on a cost-reimbursement basis. The County has two internal service funds:

Employee Benefits – This fund accounts for the provision of medical, dental, optical, prescription, life and mental health insurance to departments and agencies.

Telecommunications – This fund accounts for the provision of telecommunication services, primarily voicemail.

FRANKLIN COUNTY, OHIO

***Combining Statement of Net Position
Internal Service Funds
December 31, 2017***

(Amounts in 000's)

	Employee Benefits	Telecommu- nications	Total
Assets:			
Current assets:			
Equity with County Treasurer	\$ 18,736	\$ 406	\$ 19,142
Accounts receivable	591	-	591
Due from other funds	-	13	13
Prepaid items	1,016	-	1,016
Total current assets	20,343	419	20,762
Noncurrent assets:			
Capital assets, net of accumulated depreciation:			
Depreciable	-	581	581
Total noncurrent assets	-	581	581
 Total assets	 20,343	 1,000	 21,343
Deferred outflows of resources:			
Pension	478	30	508
Liabilities:			
Current liabilities:			
Accrued wages	46	2	48
Compensated absences payable	3	-	3
Accounts payable	9,598	-	9,598
Due to other funds	24	-	24
Total current liabilities	9,671	2	9,673
Noncurrent liabilities:			
Advances from other funds	-	150	150
Compensated absences payable	60	-	60
Net pension liability	1,112	67	1,179
Total noncurrent liabilities	1,172	217	1,389
 Total liabilities	 10,843	 219	 11,062
Deferred inflows of resources:			
Pension	73	3	76
Net position:			
Net investment in capital assets	-	581	581
Unrestricted	9,905	227	10,132
Total net position	\$ 9,905	\$ 808	\$ 10,713

FRANKLIN COUNTY, OHIO

***Combining Statement of Revenues, Expenses and Changes in Net Position
Internal Service Funds
For the Year Ended December 31, 2017***

(Amounts in 000's)

	<u>Employee Benefits</u>	<u>Telecommunications</u>	<u>Total</u>
Operating revenues:			
Fees and charges for services	\$ 117,201	\$ 186	\$ 117,387
Other	114	-	114
Total operating revenues	<u>117,315</u>	<u>186</u>	<u>117,501</u>
Operating expenses:			
Personal services	1,031	66	1,097
Cost of sales and services	113,858	31	113,889
Depreciation	-	60	60
Total operating expenses	<u>114,889</u>	<u>157</u>	<u>115,046</u>
Operating income	2,426	29	2,455
Nonoperating revenues (expenses):			
Total nonoperating revenues (expenses)	<u>-</u>	<u>-</u>	<u>-</u>
Change in net position	2,426	29	2,455
Net position - beginning	7,479	779	8,258
Net position - ending	<u>\$ 9,905</u>	<u>\$ 808</u>	<u>\$ 10,713</u>

FRANKLIN COUNTY, OHIO

Combining Statement of Cash Flows

Internal Service Funds

For the Year Ended December 31, 2017

(Amounts in 000's)

	Employee Benefits	Telecom- munications	Total
Cash flows from operating activities:			
Cash collections from customers	\$ 116,790	\$ 188	\$ 116,978
Cash payments to suppliers	(114,299)	(20)	(114,319)
Cash payments for salaries	(1,021)	(66)	(1,087)
Net cash provided by operating activities	1,470	102	1,572
Cash flows from capital and related financing activities:			
Repayment of advance from other funds for capital purposes	-	(50)	(50)
Net cash provided by (used for) capital and related financing activities	-	(50)	(50)
Increase (decrease) in cash for the year	1,470	52	1,522
Cash and cash equivalents - beginning	17,266	354	17,620
Cash and cash equivalents - ending	\$ 18,736	\$ 406	19,142
Reconciliation of operating income (loss) to net cash provided by (used in) operating activities:			
Operating income	\$ 2,426	\$ 29	\$ 2,455
Adjustments to reconcile operating income to net cash provided by operating activities:			
Depreciation	-	60	60
(Increase) decrease in assets:			
Accounts receivable	(525)	2	(523)
Prepaid items	(551)	-	(551)
(Increase) decrease in deferred outflows of resources - pension	(177)	(4)	(181)
Increase (decrease) in liabilities:			
Accrued wages	3	-	3
Accounts payable	(8)	(1)	(9)
Due to other funds	(2)	-	(2)
Compensated absences	7	-	7
Net pension liability	328	15	343
Increase (decrease) in deferred inflows of resources - pension	(31)	1	(30)
Net cash provided by operating activities	\$ 1,470	\$ 102	\$ 1,572

FRANKLIN COUNTY, OHIO

**Schedule of Revenues, Expenses and Changes in
Fund Equity – Budget and Actual (Non-GAAP Budgetary Basis)
Internal Service Funds
For the Year Ended December 31, 2017**

(Amounts in 000's)

Employee Benefits Fund

	<u>Final Budget</u>	<u>Actual Amounts</u>	Variance with Final Budget Positive (Negative)
Operating revenues:			
Fees and charges for services	\$ 115,911	\$ 116,690	\$ 779
Other	174	100	(74)
Total operating revenues	<u>116,085</u>	<u>116,790</u>	<u>705</u>
Operating expenses:			
Personal services	735	686	49
Fringe benefits	385	335	50
Materials and services	118,042	114,247	3,795
Capital outlays	200	52	148
Total operating expenses	<u>119,362</u>	<u>115,320</u>	<u>4,042</u>
Operating income (loss)	(3,277)	1,470	4,747
Nonoperating revenues (expenses):			
Total nonoperating revenues (expenses)	<u>-</u>	<u>-</u>	<u>-</u>
Net change in fund equity	(3,277)	1,470	4,747
Fund equity - beginning	<u>17,266</u>	<u>17,266</u>	<u>-</u>
Fund equity - ending	<u>\$ 13,989</u>	<u>\$ 18,736</u>	<u>\$ 4,747</u>

FRANKLIN COUNTY, OHIO

**Schedule of Revenues, Expenses and Changes in
Fund Equity – Budget and Actual (Non-GAAP Budgetary Basis)
Internal Service Funds
For the Year Ended December 31, 2017**

(Amounts in 000's)

	Final Budget	Actual Amounts	Variance with Final Budget Positive (Negative)
Telecommunications Fund			
Operating revenues:			
Fees and charges for services	\$ 175	\$ 188	\$ 13
Total operating revenues	175	188	13
Operating expenses:			
Personal services	49	43	6
Fringe benefits	29	23	6
Materials and services	25	20	5
Total operating expenses	103	86	17
Income (loss) before advances	72	102	30
Advances out	(50)	(50)	-
Total advances	(50)	(50)	-
Net change in fund equity	22	52	30
Fund equity - beginning	354	354	-
Fund equity - ending	\$ 376	\$ 406	\$ 30

Fiduciary Funds

Agency Funds

Agency funds are used to account for assets held by the County as an agent for individuals, private organizations, other governments, or other funds. A description of the agency funds follows:

Undivided Taxes – This fund includes the collection and distribution of property, motor vehicle, and estate taxes.

Payroll and Benefit Revolving – This fund accounts for the collection and distribution of the employer and employee shares of all payroll taxes and other withholdings.

Other Agency Funds – These funds account for the collection and distribution of local government taxes levied and collected by the State of Ohio. Also included are the collection and distribution of moneys held by County agencies in outside bank accounts, moneys held outside of the County treasury by the courts, and all funds that are not part of the County's reporting entity, but for whom the County serves as fiscal agent.

FRANKLIN COUNTY, OHIO

**Combining Statement of Changes in Fiduciary Assets and Liabilities
Agency Funds
For the Year Ended December 31, 2017**

(Amounts in 000's)

	Beginning Balance	Additions	Deductions	Ending Balance
Undivided taxes				
Assets:				
Equity with County Treasurer	\$ 81,876	\$ 2,655,539	\$ 2,649,579	\$ 87,836
Cash in segregated accounts	4,248	760,379	764,627	-
Property taxes receivable, net	1,678,682	1,759,602	1,678,682	1,759,602
Total assets	\$ 1,764,806	\$ 5,175,520	\$ 5,092,888	\$ 1,847,438
Liabilities:				
Undistributed assets	\$ 1,764,806	\$ 5,134,678	\$ 5,052,046	\$ 1,847,438
Deposits held and due to others	-	40,842	40,842	-
Total liabilities	\$ 1,764,806	\$ 5,175,520	\$ 5,092,888	\$ 1,847,438
Payroll and benefit revolving fund				
Assets:				
Equity with County Treasurer	\$ 3,514	\$ 433,539	\$ 426,506	\$ 10,547
Liabilities:				
Deposits held and due to others	\$ 3,514	\$ 433,539	\$ 426,506	\$ 10,547
Other agency funds				
Assets:				
Equity with County Treasurer	\$ 46,650	\$ 137,418	\$ 136,822	\$ 47,246
Cash in segregated accounts	23,859	284,107	281,725	26,241
Total assets	\$ 70,509	\$ 421,525	\$ 418,547	\$ 73,487
Liabilities:				
Deposits held and due to others	70,509	421,525	418,547	73,487
Total liabilities	\$ 70,509	\$ 421,525	\$ 418,547	\$ 73,487
Total all agency funds				
Assets:				
Equity with County Treasurer	\$ 132,040	\$ 3,226,496	\$ 3,212,907	\$ 145,629
Cash in segregated accounts	28,107	1,044,486	1,046,352	26,241
Property taxes receivable, net	1,678,682	1,759,602	1,678,682	1,759,602
Total assets	\$ 1,838,829	\$ 6,030,584	\$ 5,937,941	\$ 1,931,472
Liabilities:				
Undistributed assets	\$ 1,764,806	\$ 5,134,678	\$ 5,052,046	\$ 1,847,438
Deposits held and due to others	74,023	895,906	885,895	84,034
Total liabilities	\$ 1,838,829	\$ 6,030,584	\$ 5,937,941	\$ 1,931,472

Component Units

Component units are legally separate organizations for which the County is financially accountable.

ARC Industries, Incorporated, of Franklin County, Ohio (ARC Industries) – ARC Industries is a sheltered, not-for-profit workshop that enters into contracts with the business community to provide workers for various manufacturing and service industry jobs.

Franklin County Stadium, Inc. and Columbus Baseball Team, Inc. (Stadium and Team) – These two interrelated nonprofit corporations were organized under ORC Chapter 1702 to provide entertainment and recreation in the stadium for the benefit and general welfare of the County.

FRANKLIN COUNTY, OHIO

***Combining Statement of Net Position
Discretely Presented Component Units
December 31, 2017***

(Amounts in 000's)

	ARC Industries	Stadium and Team	Total
Assets:			
Cash, cash equivalents and investments in segregated accounts	\$ 13,656	\$ 3,263	\$ 16,919
Accounts receivable	815	131	946
Due from primary government	470	-	470
Inventories	88	174	262
Prepaid items	77	21,675	21,752
Capital assets, net of accumulated depreciation	275	1,904	2,179
Other non-current assets	-	18	18
Total assets	<u>15,381</u>	<u>27,165</u>	<u>42,546</u>
Liabilities:			
Accrued wages	245	-	245
Accounts payable and other current liabilities	230	234	464
Unearned revenue	-	1,239	1,239
Long term liabilities:			
Due within one year	-	1,908	1,908
Due in more than one year	-	6,421	6,421
Total liabilities	<u>475</u>	<u>9,802</u>	<u>10,277</u>
Net Position:			
Net investment in capital assets	275	1,817	2,092
Restricted for other purposes	100	-	100
Unrestricted	14,531	15,546	30,077
Total net position	<u>\$ 14,906</u>	<u>\$ 17,363</u>	<u>\$ 32,269</u>

FRANKLIN COUNTY, OHIO

***Combining Statement of Activities
Discretely Presented Component Units
For the Year Ended December 31, 2017***

(Amounts in 000's)

	Program Revenues			Net (Expense) Revenue and Changes in Net Position		
	Expenses	Charges for Services	Operating Grants and Contributions	ARC Industries	Stadium and Team	Total
Component units:						
ARC Industries:						
Health	\$ 8,773	\$ 7,941	\$ 2,592	\$ 1,760	\$ -	\$ 1,760
Stadium and Team:						
Conservation and recreation	<u>11,015</u>	<u>12,316</u>	<u>-</u>	<u>-</u>	<u>1,301</u>	<u>1,301</u>
Total component units	<u>\$ 19,788</u>	<u>\$ 20,257</u>	<u>\$ 2,592</u>	1,760	1,301	3,061
General revenues:						
Unrestricted investment earnings (losses)				<u>935</u>	<u>139</u>	<u>1,074</u>
Total general revenues				<u>935</u>	<u>139</u>	<u>1,074</u>
Change in net position				2,695	1,440	4,135
Net position - beginning				<u>12,211</u>	<u>15,923</u>	<u>28,134</u>
Net position - ending				<u>\$ 14,906</u>	<u>\$ 17,363</u>	<u>\$ 32,269</u>





FRANKLIN COUNTY, OHIO

Statistical Section

This part of the County's comprehensive annual financial report presents detailed information as a context for understanding what the information in the financial statements, note disclosures, and required supplementary information says about the County's overall financial health.

<i>Contents</i>	<i>Tables</i>
<i>Financial Trends</i> These schedules contain trend information to help the reader understand how the County's financial position has changed over time.	1 - 4
<i>Revenue Capacity</i> These schedules contain information to help the reader understand and assess the factors' effect on the County's ability to generate its most significant local revenue sources, the property tax and the sales tax.	5 - 13
<i>Debt Capacity</i> These schedules present information to help the reader assess the affordability of the County's current levels of outstanding debt and the County's ability to issue additional debt in the future.	14 - 19
<i>Economic and Demographic Information</i> These schedules offer economic and demographic indicators to help the reader understand the environment within which the County's financial activities take place and to provide information that facilitates comparisons of financial information over time and among governments.	20 - 21
<i>Operating Information</i> These schedules contain service and infrastructure data to help the reader understand how the information in the County's financial report relates to the services the County provides and the activities it performs.	22 - 23
<i>Compliance Information</i> This schedule provides the continuing disclosures required by Securities and Exchange Commission Rule 15c2-12.	24

Sources: Unless otherwise noted, the information in these schedules is derived from the comprehensive annual financial reports for the relevant year. The County implemented GASB Statement 54 in 2011; related schedules present information beginning in the year of implementation.

FRANKLIN COUNTY, OHIO



FRANKLIN COUNTY, OHIO

Net Position by Component
(Accrual Basis of Accounting)
Last Ten Years
(Amounts in 000's)

Table 1

	2008	2009	2010	2011	2012	2013	2014	2015	2016	2017
Governmental activities:										
Net investment in capital assets	\$ 320,422	\$ 338,311	\$ 359,240	\$ 371,504	\$ 400,608	\$ 418,761	\$ 456,610	\$ 463,248	\$ 490,065	\$ 498,493
Restricted	459,608	485,882	575,604	601,905	598,881	623,507	629,550	668,974	692,036	756,780
Unrestricted (deficit)	313,722	281,279	257,534	240,291	230,103	201,226	(18,997)	4,340	(3,753)	(41,558)
Total governmental activities net position	\$ 1,093,752	\$ 1,105,472	\$ 1,192,378	\$ 1,213,700	\$ 1,229,592	\$ 1,243,494	\$ 1,067,163	\$ 1,136,562	\$ 1,178,348	\$ 1,213,715
Business-type activities:										
Net investment in capital assets	\$ 20,310	\$ 22,049	\$ 25,961	\$ 23,112	\$ 25,809	\$ 26,096	\$ 29,636	\$ 35,060	\$ 41,397	\$ 41,654
Unrestricted	5,730	5,320	3,258	7,000	5,257	5,600	4,475	2,194	2,841	7,302
Total business-type activities net position	\$ 26,040	\$ 27,369	\$ 29,219	\$ 30,112	\$ 31,066	\$ 31,696	\$ 34,111	\$ 37,254	\$ 44,238	\$ 48,956
Primary government:										
Net investment in capital assets	\$ 340,732	\$ 360,360	\$ 385,201	\$ 394,616	\$ 426,417	\$ 444,857	\$ 486,246	\$ 498,308	\$ 531,462	\$ 540,147
Restricted	459,608	485,882	575,604	601,905	598,881	623,507	629,550	668,974	692,036	756,780
Unrestricted (deficit)	319,452	286,599	260,792	247,291	235,360	206,826	(14,522)	6,534	(912)	(34,256)
Total primary government net position	\$ 1,119,792	\$ 1,132,841	\$ 1,221,597	\$ 1,243,812	\$ 1,260,658	\$ 1,275,190	\$ 1,101,274	\$ 1,173,816	\$ 1,222,586	\$ 1,262,671

Note: The County implemented GASB Statement No. 68 in 2015. Unrestricted net position for 2014 has been restated.

FRANKLIN COUNTY, OHIO
Changes in Net Position
(Accrual Basis of Accounting)
Last Ten Years
(Amounts in 000's)

Table 2

	2008 ¹	2009 ¹	2010	2011	2012	2013	2014	2015	2016	2017
Expenses:										
Governmental activities:										
General government ²	\$ 122,288	\$ 115,650	\$ 119,360	\$ 114,514	\$ 113,596	\$ 120,709	\$ 126,650	\$ 140,297	\$ 159,341	\$ 147,052
Judicial	69,418	72,313	72,112	73,641	69,273	76,702	78,734	82,822	89,992	101,206
Public safety	133,455	143,576	142,036	142,092	143,605	148,650	164,064	173,302	192,569	222,627
Human services	395,904	381,133	306,335	283,898	278,076	286,395	298,571	315,824	329,445	358,759
Health	339,858	352,419	358,987	325,615	285,762	296,879	304,418	307,967	327,823	320,021
Public works	36,299	37,853	37,187	50,278	40,191	32,028	37,299	34,546	49,468	43,627
Conservation and recreation	20,492	20,415	20,676	19,198	19,044	19,173	19,215	19,275	19,731	20,097
Community development	5,220	9,257	8,539	9,334	10,446	7,485	9,425	9,729	11,334	8,162
Interest and fiscal charges	13,448	13,327	13,791	14,708	14,934	16,208	14,194	13,568	12,507	12,012
Total government activities expenses	<u>1,136,382</u>	<u>1,145,943</u>	<u>1,079,023</u>	<u>1,033,278</u>	<u>974,927</u>	<u>1,004,229</u>	<u>1,052,570</u>	<u>1,097,330</u>	<u>1,192,210</u>	<u>1,233,563</u>
Business-type activities:										
Water and sewer	5,229	5,053	6,954	6,743	6,732	6,589	6,726	8,240	6,392	8,041
Parking facilities	2,062	1,974	1,813	1,828	2,671	3,037	2,739	2,878	2,498	2,339
Total business-type activities expenses	<u>7,291</u>	<u>7,027</u>	<u>8,767</u>	<u>8,571</u>	<u>9,403</u>	<u>9,626</u>	<u>9,465</u>	<u>11,118</u>	<u>8,890</u>	<u>10,380</u>
Total primary government expenses	<u>\$ 1,143,673</u>	<u>\$ 1,152,970</u>	<u>\$ 1,087,790</u>	<u>\$ 1,041,849</u>	<u>\$ 984,330</u>	<u>\$ 1,013,855</u>	<u>\$ 1,062,035</u>	<u>\$ 1,108,448</u>	<u>\$ 1,201,100</u>	<u>\$ 1,243,943</u>
Program revenues:										
Governmental activities:										
Charges for services:										
General government	\$ 52,694	\$ 59,131	\$ 72,996	\$ 67,552	\$ 63,553	\$ 70,466	\$ 62,808	\$ 69,238	\$ 79,035	\$ 91,035
Judicial	11,395	11,808	12,605	12,157	12,516	12,641	12,489	12,494	11,654	12,736
Public safety	20,105	19,622	18,063	18,897	20,643	22,423	25,102	24,566	24,792	24,547
Human services	9,866	8,184	6,164	6,981	6,257	7,433	7,465	6,592	7,356	6,403
Health	8,416	11,914	8,287	8,215	12,348	10,583	15,324	12,195	13,073	10,246
Public works	4,000	3,720	4,081	9,313	4,827	3,855	4,555	3,490	4,675	3,345
Community development	426	479	466	508	550	589	960	1,143	1,033	1,376
Operating grants and contributions	464,408	474,879	444,629	326,878	289,042	288,180	283,859	294,968	314,570	316,964
Capital grants and contributions	20,716	17,044	20,512	24,152	21,293	11,084	26,644	10,245	15,272	34,611
Total governmental activities program revenues	<u>592,026</u>	<u>606,781</u>	<u>587,803</u>	<u>474,653</u>	<u>431,029</u>	<u>427,254</u>	<u>439,206</u>	<u>434,931</u>	<u>471,460</u>	<u>501,263</u>
Business-type activities:										
Charges for services:										
Water and sewer	5,312	5,726	6,080	6,686	8,002	7,358	7,535	8,112	8,633	9,068
Parking facilities	2,789	2,447	2,426	2,793	2,389	2,575	2,671	2,667	2,673	2,760
Operating grants and contributions	-	50	-	-	-	-	-	-	-	-
Capital grants and contributions	524	133	2,111	37	19	375	147	835	2,116	394
Total business-type activities program revenues	<u>8,625</u>	<u>8,356</u>	<u>10,617</u>	<u>9,516</u>	<u>10,410</u>	<u>10,308</u>	<u>10,353</u>	<u>11,614</u>	<u>13,422</u>	<u>12,222</u>
Total primary government program revenues	<u>\$ 600,651</u>	<u>\$ 615,137</u>	<u>\$ 598,420</u>	<u>\$ 484,169</u>	<u>\$ 441,439</u>	<u>\$ 437,562</u>	<u>\$ 449,559</u>	<u>\$ 446,545</u>	<u>\$ 484,882</u>	<u>\$ 513,485</u>

(Continued on next page)

	2008 ¹	2009 ¹	2010	2011	2012	2013	2014	2015	2016	2017
Net program revenue (expense):										
Governmental activities net program expense	\$ (544,356)	\$ (539,162)	\$ (491,220)	\$ (558,625)	\$ (543,898)	\$ (576,975)	\$ (613,364)	\$ (662,399)	\$ (720,750)	\$ (732,300)
Business-type activities net program revenue	1,334	1,329	1,850	945	1,007	682	888	496	4,532	1,842
Total primary government net program expense	<u>\$ (543,022)</u>	<u>\$ (537,833)</u>	<u>\$ (489,370)</u>	<u>\$ (557,680)</u>	<u>\$ (542,891)</u>	<u>\$ (576,293)</u>	<u>\$ (612,476)</u>	<u>\$ (661,903)</u>	<u>\$ (716,218)</u>	<u>\$ (730,458)</u>
General revenues and other changes in net position:										
Governmental activities:										
Property taxes	\$ 367,003	\$ 381,888	\$ 400,475	\$ 403,171	\$ 382,667	\$ 408,138	\$ 409,469	\$ 404,519	\$ 420,199	\$ 432,415
Sales taxes	130,723	124,249	130,876	138,479	148,245	155,758	272,497	293,785	308,532	301,223
Grants and contributions not restricted to specific programs	35,365	30,391	31,080	24,690	19,859	24,862	24,261	26,318	27,930	23,328
Unrestricted investment earnings	43,084	14,354	15,695	13,555	8,966	2,066	8,583	9,821	8,324	13,578
Loss on sale of capital assets										(1)
Transfers in (out)	-	-	-	52	53	53	(2,560)	(2,645)	(2,449)	(2,876)
Total governmental activities general revenues and other changes in net position	576,175	550,882	578,126	579,947	559,790	590,877	712,250	731,798	762,536	767,667
Business-type activities:										
Gain on sale of capital assets	-	-	-	-	-	1	7	2	3	-
Transfers in (out)	-	-	-	(52)	(53)	(53)	2,560	2,645	2,449	2,876
Total business-type activities general revenues and other changes in net position	-	-	-	(52)	(53)	(52)	2,567	2,647	2,452	2,876
Total primary government general revenues and other changes in net position	<u>\$ 576,175</u>	<u>\$ 550,882</u>	<u>\$ 578,126</u>	<u>\$ 579,895</u>	<u>\$ 559,737</u>	<u>\$ 590,825</u>	<u>\$ 714,817</u>	<u>\$ 734,445</u>	<u>\$ 764,988</u>	<u>\$ 770,543</u>
Total change in net position:										
Governmental activities change in net position	\$ 31,819	\$ 11,720	\$ 86,906	\$ 21,322	\$ 15,892	\$ 13,902	\$ 98,886	\$ 69,399	\$ 41,786	\$ 35,367
Business-type activities change in net position	1,334	1,329	1,850	893	954	630	3,455	3,143	6,984	4,718
Total primary government change in net position	<u>\$ 33,153</u>	<u>\$ 13,049</u>	<u>\$ 88,756</u>	<u>\$ 22,215</u>	<u>\$ 16,846</u>	<u>\$ 14,532</u>	<u>\$ 102,341</u>	<u>\$ 72,542</u>	<u>\$ 48,770</u>	<u>\$ 40,085</u>

Notes: ¹ Fiscal years 2008 - 2009 reflect reclassifications between program revenue and general revenues.

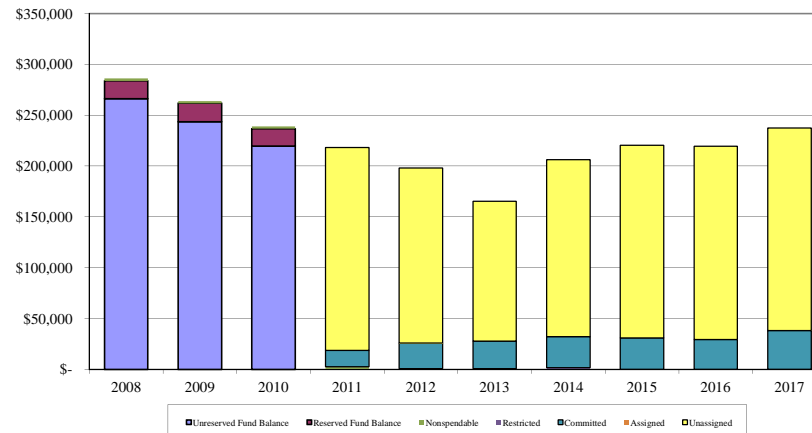
FRANKLIN COUNTY, OHIO
Fund Balances, Governmental Funds
 (Modified Accrual Basis of Accounting)
 Last Ten Years
 (Amounts in 000's)

Table 3

	2008	2009	2010	2011	2012	2013	2014	2015	2016	2017
General fund:										
Nonspendable	n/a	n/a	n/a	\$ 2,244	\$ 1,959	\$ 2,177	\$ 2,251	\$ 2,562	\$ 4,601	\$ 4,306
Restricted	n/a	n/a	n/a	399	736	853	1,545	1,772	2,312	2,565
Committed	n/a	n/a	n/a	16,125	25,256	26,850	30,690	30,892	29,478	38,065
Assigned	n/a	n/a	n/a	-	-	-	-	-	12,208	24,666
Unassigned	n/a	n/a	n/a	199,333	172,074	137,720	174,084	189,450	190,171	199,499
Reserved	\$ 17,679	\$ 18,335	\$ 16,966	n/a	n/a	n/a	n/a	n/a	n/a	n/a
Unreserved	266,193	243,466	219,800	n/a	n/a	n/a	n/a	n/a	n/a	n/a
Total general fund	283,872	261,801	236,766	218,101	200,025	167,600	208,570	224,676	238,770	269,101
All other governmental funds:										
Nonspendable	n/a	n/a	n/a	1,992	1,385	1,228	1,749	1,759	1,353	1,419
Restricted	n/a	n/a	n/a	548,088	538,262	602,014	587,015	632,067	665,984	717,351
Committed	n/a	n/a	n/a	1,118	15,015	2,492	294	2,399	5,115	5,398
Assigned	n/a	n/a	n/a	8,206	7,000	5,750	4,425	3,030	1,455	4,849
Unassigned	n/a	n/a	n/a	(6,250)	(7,403)	(1,461)	(1,148)	(1,602)	(2,098)	(1,907)
Reserved	14,559	12,059	10,953	n/a	n/a	n/a	n/a	n/a	n/a	n/a
Unreserved, reported in:										
Special revenue funds	347,381	392,836	496,381	n/a	n/a	n/a	n/a	n/a	n/a	n/a
Debt service funds	1,945	847	380	n/a	n/a	n/a	n/a	n/a	n/a	n/a
Capital projects funds	91,898	46,854	24,518	n/a	n/a	n/a	n/a	n/a	n/a	n/a
Total all other governmental funds	455,783	452,596	532,232	553,154	554,259	610,023	592,335	637,653	671,809	727,110
Total governmental funds	\$ 739,655	\$ 714,397	\$ 768,998	\$ 771,255	\$ 754,284	\$ 777,623	\$ 800,905	\$ 862,329	\$ 910,579	\$ 996,211

n/a - Not applicable due to implementation of Governmental Accounting Standards Board Statement No. 54, Fund Balance Reporting, was implemented January 1, 2011 which established new fund balance classifications for governmental funds.

General Fund



FRANKLIN COUNTY, OHIO
 Changes in Fund Balances, Governmental Funds
 (Modified Accrual Basis of Accounting)
 Last Ten Years
 (Amounts in 000's)

Table 4

	2008	2009	2010	2011	2012	2013	2014	2015	2016	2017
Revenues:										
Sales tax	\$ 136,336	\$ 123,887	\$ 130,621	\$ 137,115	\$ 148,386	\$ 155,560	\$ 260,193	\$ 291,575	\$ 306,992	\$ 302,935
Property taxes	359,593	379,236	403,734	399,464	387,842	410,865	409,467	411,084	421,996	432,379
Licenses and permits	2,127	2,183	1,885	2,095	1,978	2,315	2,910	2,717	3,202	3,357
Fees and charges for services	83,862	87,085	94,178	96,251	92,463	100,356	94,731	100,558	107,652	106,610
Fines and forfeitures	2,412	3,735	4,357	4,083	4,342	4,596	5,534	6,003	4,278	4,548
Intergovernmental	508,347	520,949	503,273	393,559	328,514	322,108	334,031	332,891	342,646	377,957
Investment income	48,044	16,711	16,968	13,908	9,247	2,140	8,570	9,601	8,149	13,414
Other	28,296	29,764	28,620	30,794	27,508	25,431	29,756	24,418	31,648	40,727
Total revenues	1,169,017	1,163,550	1,183,636	1,077,269	1,000,280	1,023,371	1,145,192	1,178,847	1,226,563	1,281,927
Expenditures:										
Current:										
General government	110,929	102,295	110,619	102,520	103,508	107,788	116,846	119,018	136,937	124,681
Judicial	69,379	71,545	71,873	71,452	71,249	74,104	77,080	79,771	82,017	87,621
Public safety	126,662	130,012	133,933	135,431	134,647	147,106	159,073	170,799	177,059	190,274
Human services	398,548	381,820	308,775	309,878	281,024	287,070	299,140	316,435	321,579	338,758
Health	340,455	350,151	358,089	323,713	285,926	295,122	303,275	307,757	318,840	316,500
Public works	38,576	40,595	43,508	62,365	56,406	43,692	46,930	39,244	54,200	46,087
Conservation and recreation	19,395	19,468	19,576	18,196	18,067	18,200	18,242	18,302	18,758	19,124
Community development	3,436	5,620	5,893	8,156	6,727	6,579	7,886	9,261	10,207	7,255
Capital outlays	63,959	93,248	58,693	21,296	18,291	32,706	48,826	10,647	21,003	20,986
Debt service:										
Principal retirement	25,696	26,884	51,487	26,761	25,741	23,807	25,551	22,990	23,088	16,362
Interest and fiscal charges	13,736	13,427	15,145	15,830	16,114	16,262	14,820	14,577	13,880	13,423
Debt issuance cost	30	572	416	22	24	921	592	432	253	-
Intergovernmental grants	14,559	18,130	16,793	16,515	18,798	12,630	7,954	10,849	7,673	12,648
Total expenditures	1,225,360	1,253,767	1,194,800	1,112,135	1,036,522	1,065,987	1,126,215	1,120,082	1,185,494	1,193,719
Excess (deficiency) of revenues over (under) expenditures	(56,343)	(90,217)	(11,164)	(34,866)	(36,242)	(42,616)	18,977	58,765	41,069	88,208
Other financing sources (uses):										
Transfers in	30,127	31,154	33,365	34,877	50,990	48,062	48,732	84,331	84,592	93,245
Transfers out	(30,127)	(31,154)	(33,365)	(34,825)	(50,937)	(48,009)	(51,292)	(86,976)	(87,041)	(96,121)
Proceeds of debt ¹	17,490	64,599	65,526	14,119	13,446	65,643	6,623	4,440	9,223	-
Capital leases	171	160	101	22,774	2,227	176	87	203	-	56
Sale of capital assets	205	200	138	178	3,545	83	155	661	407	244
Total other financing sources (uses)	17,866	64,959	65,765	37,123	19,271	65,955	4,305	2,659	7,181	(2,576)
Net change in fund balances	\$ (38,477)	\$ (25,258)	\$ 54,601	\$ 2,257	\$ (16,971)	\$ 23,339	\$ 23,282	\$ 61,424	\$ 48,250	\$ 85,632
Debt service as a percentage of noncapital expenditures	3.44%	3.50%	5.95%	4.06%	4.24%	3.97%	3.83%	3.39%	3.20%	2.58%

Notes: ¹Includes bonds, notes, loans, related premiums and discounts, refunding bonds and payment to escrow.

FRANKLIN COUNTY, OHIO

Assessed and Estimated Actual Value of Taxable Property
Last Ten Years
(Amounts in 000's)

Tax Year	Real Property		Personal Property		Public Utility Personal		Total			Total Direct Tax Rate
	Assessed Value ¹	Estimated Actual Value	Assessed Value	Estimated Actual Value	Assessed Value ¹	Estimated Actual Value	Assessed Value	Estimated Actual Value	Ratio	
2008	\$ 27,348,397	\$ 78,138,277	\$ 77,630 ²	\$ 621,040	\$ 573,951	\$ 1,639,860	\$ 27,999,978	\$ 80,399,177	34.8%	17.37
2009	27,463,405	78,466,871	38,815 ³	776,300	594,286	1,697,960	28,096,506	80,941,131	34.7%	17.32
2010	27,338,073	78,108,780	- ³	-	646,261	1,846,460	27,984,334	79,955,240	35.0%	17.32
2011	25,648,101	73,280,289	- ³	-	654,908	1,871,166	26,303,009	75,151,454	35.0%	17.32
2012	25,436,731	72,676,374	- ³	-	687,307	1,963,734	26,124,038	74,640,109	35.0%	17.72
2013	25,423,633	72,638,951	- ³	-	737,076	2,105,931	26,160,709	74,744,883	35.0%	17.72
2014	25,570,751	73,059,289	- ³	-	787,932	2,251,234	26,358,683	75,310,523	35.0%	17.72
2015	25,779,673	73,656,209	- ³	-	862,772	2,465,063	26,642,445	76,121,272	35.0%	17.72
2016	26,115,763	74,616,466	- ³	-	952,060	2,720,171	27,067,823	77,336,637	35.0%	17.72
2017	29,122,982	83,208,520	- ³	-	1,032,175	2,949,071	30,155,157	86,157,591	35.0%	18.17

- 8 -

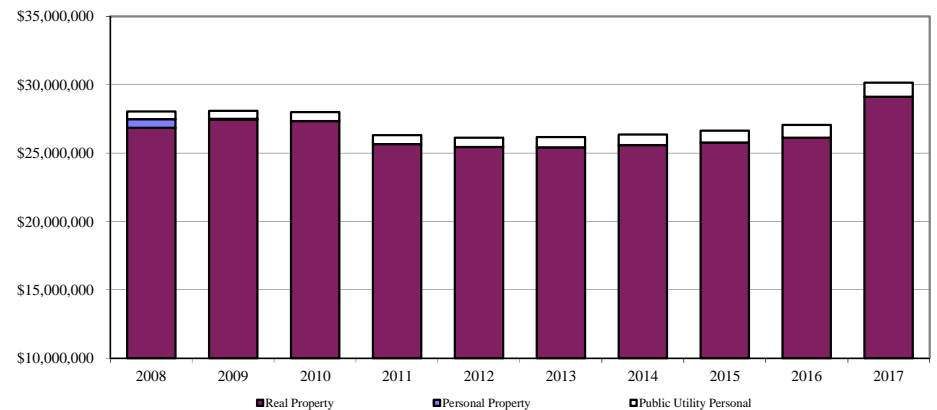
Source: Franklin County Auditor's Office

Notes: ¹ Assessed value = 35% of estimated actual value.

² Assessed value = 12.50% of estimated actual value.

³ Personal property tax eliminated except for telephone company property which was phased out by calendar year 2011.

Assessed Value of Taxable Property



FRANKLIN COUNTY, OHIO
 Assessed Valuation of the County by Classification
 Last Ten Years
 (Amounts in 000's)

Table 6

Tax Year	Real Estate Classification								Personal Property Classification						Total Assessed Valuation	
	Residential/ Agricultural		Commercial/ Industrial		Public Utility Real Estate		Total Real Estate		General		Public Utility Personal		Total Personal Property			
	Amount	Percent of Total	Amount	Percent of Total	Amount	Percent of Total	Amount	Percent of Total	Amount	Percent of Total	Amount	Percent of Total	Amount	Percent of Total	Amount	Percent of Total
2008	\$ 19,204,907	68.59%	\$ 8,133,402	29.05%	\$ 10,088	0.04%	\$ 27,348,397	97.67%	\$ 77,630	0.28%	\$ 573,951	2.05%	\$ 651,581	2.33%	\$ 27,999,978	100.00%
2009	19,257,307	68.54%	8,194,201	29.16%	11,897	0.04%	27,463,405	97.75%	38,815	0.14%	594,286	2.12%	633,101	2.25%	28,096,506	100.00%
2010	19,223,737	68.69%	8,102,547	28.95%	11,789	0.04%	27,338,073	97.69%	-	0.00%	646,261	2.31%	646,261	2.31%	27,984,334	100.00%
2011	17,831,613	67.79%	7,804,203	29.67%	12,285	0.05%	25,648,101	97.51%	-	0.00%	654,908	2.49%	654,908	2.49%	26,303,009	100.00%
2012	17,833,617	68.27%	7,589,803	29.05%	13,311	0.05%	25,436,731	97.37%	-	0.00%	687,307	2.63%	687,307	2.63%	26,124,038	100.00%
2013	17,833,272	68.17%	7,576,188	28.96%	14,173	0.05%	25,423,633	97.18%	-	0.00%	737,076	2.82%	737,076	2.82%	26,160,709	100.00%
2014	17,963,102	68.15%	7,592,805	28.81%	14,844	0.06%	25,570,751	97.01%	-	0.00%	787,932	2.99%	787,932	2.99%	26,358,683	100.00%
2015	18,044,048	67.73%	7,721,400	28.98%	14,225	0.05%	25,779,673	96.76%	-	0.00%	862,772	3.24%	862,772	3.24%	26,642,445	100.00%
2016	18,137,195	67.01%	7,965,543	29.43%	13,025	0.05%	26,115,763	96.48%	-	0.00%	952,060	3.52%	952,060	3.52%	27,067,823	100.00%
2017	20,424,400	67.73%	8,685,920	28.80%	12,662	0.04%	29,122,982	96.58%	-	0.00%	1,032,175	3.42%	1,032,175	3.42%	30,155,157	100.00%

Source: Franklin County Auditor's Office.

FRANKLIN COUNTY, OHIO

Real Property Value and Construction

Last Ten Years

(Amounts in 000's)

Table 7

Tax Year	New Construction			Real Property Value		
	Residential/ Agricultural	Commercial/ Industrial	Total New Construction	Residential/ Agricultural ¹	Commercial/ Industrial/ Public Utility ¹	Tax-Exempt ²
2008	\$ 647,957	\$ 510,716	\$ 1,158,673	\$ 54,871,163	\$ 23,267,114	\$ 19,648,076
2009	390,525	494,230	884,755	55,020,878	23,445,994	20,557,132
2010	308,213	445,046	753,259	54,924,965	23,183,818	21,692,792
2011	200,248	238,051	438,299	50,947,466	22,332,822	22,456,792
2012	200,294	197,423	397,717	50,953,190	21,723,184	23,761,327
2013	209,512	569,128	778,640	50,952,206	21,686,746	24,757,932
2014	245,452	416,053	661,505	51,323,149	21,736,140	25,293,626
2015	273,063	558,864	831,927	51,554,422	22,101,787	27,200,865
2016	284,640	746,653	1,031,293	51,820,556	22,795,907	27,766,536
2017	328,305	585,174	913,479	58,355,428	24,853,092	32,004,914

Source: Franklin County Auditor's Office.

Notes: All are appraised values.

¹Years 2008 and forward include value and or class adjustments (e.g., homestead, current agricultural use valuation).

²Includes abated values.

FRANKLIN COUNTY, OHIO
 Property Taxes on a \$100,000
 Owner-Occupied Home or a Business
 City of Columbus / Columbus School District
 December 31, 2017

Table 8

Real estate taxes help finance your school district, your city, village or township, your public library, your parks and zoo, and various County services. In the example below, if your home or business has an appraised value of \$100,000 located in the City of Columbus and the Columbus City School District for tax year 2017, this is how the taxes will be distributed in calendar year 2018.

<u>Tax Recipient</u>	<u>Home</u>	<u>Business</u>
Columbus City Schools	\$ 1,605.56	\$ 2,058.49
Board of Developmental Disabilities	217.90	227.97
Children Services	151.22	162.84
City of Columbus	109.90	109.90
ADAMH Board	87.63	91.17
County General Fund	68.48	71.65
Columbus Public Library	51.45	51.45
Office on Aging	54.51	56.99
Zoological Park	23.35	24.43
Metro Parks	21.71	24.43
Total	<u>\$ 2,391.71</u>	<u>\$ 2,879.32</u>

Source: Franklin County Auditor's Office.

FRANKLIN COUNTY, OHIO
Property Tax Rates - Direct and Overlapping Governments
(Per \$1,000 of Assessed Value)
Last Ten Years

Table 9

	2008	2009	2010	2011	2012	2013	2014	2015	2016	2017
County direct rate:										
General Fund	\$ 1.47	\$ 1.47	\$ 1.47	\$ 1.47	\$ 1.47	\$ 1.47	\$ 1.47	\$ 1.47	\$ 1.47	\$ 1.47
Children Services	5.05	5.00	5.00	5.00	5.00	5.00	5.00	5.00	5.00	5.00
ADAMH Board	2.20	2.20	2.20	2.20	2.20	2.20	2.20	2.20	2.20	2.20
FCBDD	7.00	7.00	7.00	7.00	7.00	7.00	7.00	7.00	7.00	7.00
Zoological Park	0.75	0.75	0.75	0.75	0.75	0.75	0.75	0.75	0.75	0.75
Office on Aging	0.90	0.90	0.90	0.90	1.30	1.30	1.30	1.30	1.30	1.75
Total direct rate	\$ 17.37	\$ 17.32	\$ 17.32	\$ 17.32	\$ 17.72	\$ 17.72	\$ 17.72	\$ 17.72	\$ 17.72	\$ 18.17
Overlapping rates										
School districts:										
Bexley	\$ 108.25	\$ 108.25	\$ 114.75	\$ 113.60	\$ 113.60	\$ 113.60	\$ 113.40	\$ 112.95	\$ 112.53	\$ 112.28
Canal Winchester	62.93	77.75	78.16	79.13	79.45	78.70	78.90	78.91	79.00	77.50
Columbus	75.50	75.50	75.50	75.85	76.15	76.00	76.10	75.90	81.88	82.33
Dublin	72.50	80.40	80.40	80.40	87.34	88.59	88.59	88.59	88.59	88.09
Gahanna-Jefferson	66.78	66.73	66.73	72.10	72.10	72.10	72.61	73.26	73.26	73.01
Grandview Heights	101.10	100.90	105.05	104.15	104.30	104.30	110.30	110.05	110.05	109.05
Groveport-Madison	52.81	56.71	56.66	57.42	57.65	57.60	67.09	66.28	65.49	64.58
Hamilton	55.60	55.90	56.00	56.60	56.30	56.90	56.90	56.65	55.90	55.90
Hilliard	82.79	82.85	82.95	89.35	89.45	89.45	89.55	89.55	94.35	93.75
New Albany-Plain	64.40	66.95	67.15	68.36	75.20	74.99	74.74	74.34	74.09	72.34
Reynoldsburg	65.70	64.90	71.55	71.80	73.10	73.90	74.90	74.45	74.45	71.85
South-Western	65.00	72.45	72.55	73.55	73.25	73.25	73.25	73.15	73.15	73.15
Upper Arlington	102.08	102.08	102.08	102.08	102.08	106.08	106.08	105.96	106.01	114.76
Westerville	73.00	73.00	72.95	73.20	80.10	80.05	80.60	80.50	80.35	79.20
Whitehall	72.42	72.65	72.65	74.25	73.25	73.25	73.80	73.80	73.10	72.85
Worthington	83.14	87.04	88.54	90.04	94.94	95.94	96.94	96.94	96.94	96.94
School districts (out-of-County):										
Jonathan Alder	\$ 38.10	\$ 38.10	\$ 37.60	\$ 37.60	\$ 38.30	\$ 37.60	\$ 37.60	\$ 36.60	\$ 36.10	\$ 35.60
Licking Heights	47.00	46.24	46.22	50.89	50.87	60.31	60.54	59.59	60.89	62.88
Madison-Plains	48.45	48.45	48.45	48.45	48.45	48.45	48.45	48.45	48.45	48.45
Olentangy	70.72	70.72	70.72	78.62	78.62	78.62	78.62	78.62	85.44	84.30
Pickerington	79.85	80.25	80.82	85.90	85.50	84.70	84.70	83.60	83.20	82.70
Teays Valley	31.80	31.80	31.80	31.80	31.80	31.80	31.00	31.00	31.00	31.00
Joint vocational school districts:										
Central Ohio	\$ 1.30	\$ 1.30	\$ 1.30	\$ 1.60	\$ 1.60	\$ 1.60	\$ 1.60	\$ 1.60	\$ 1.60	\$ 1.60
Delaware County	3.20	3.20	3.20	3.20	3.20	3.20	3.20	3.20	1.50	3.20
Eastland	2.00	2.00	2.00	2.00	2.00	2.00	2.00	2.00	2.00	2.00
Licking County	2.50	2.50	2.52	2.54	2.48	2.56	2.54	2.58	2.57	2.55
Corporations:										
Bexley	\$ 7.85	\$ 7.85	\$ 7.85	\$ 7.85	\$ 7.85	\$ 7.85	\$ 7.85	\$ 7.85	\$ 7.85	\$ 7.85
Brice	3.20	3.20	3.20	3.20	3.20	3.20	3.20	3.20	3.20	3.20
Canal Winchester	2.00	2.00	2.00	2.00	2.00	2.00	2.00	2.00	2.00	2.00
Columbus	3.14	3.14	3.14	3.14	3.14	3.14	3.14	3.14	3.14	3.14
Dublin	2.95	2.95	2.95	2.95	2.95	2.95	2.95	2.95	2.95	2.95
Gahanna	2.40	2.40	2.40	2.40	2.40	2.40	2.40	2.40	2.40	2.40

(Continued on next page)

FRANKLIN COUNTY, OHIO
 Property Tax Rates - Direct and Overlapping Governments
 (Per \$1,000 of Assessed Value)
 Last Ten Years

Table 9

	2008	2009	2010	2011	2012	2013	2014	2015	2016	2017
Grandview Heights	10.70	10.70	10.95	10.70	10.15	10.15	10.15	10.15	10.15	10.15
Grove City	3.50	3.50	3.50	3.50	3.50	3.50	3.50	3.50	3.50	3.50
Groveport	1.40	1.40	1.40	1.40	1.40	1.40	1.40	1.40	1.40	1.40
Harrisburg	1.00	1.00	1.00	1.00	1.00	1.00	1.00	1.00	1.00	1.00
Hilliard	1.60	1.60	1.60	1.60	1.60	1.60	1.60	1.60	1.60	1.60
Lithopolis	5.90	5.90	5.90	5.90	5.90	5.90	1.90	1.90	1.90	1.90
Lockbourne	2.50	2.50	2.50	2.50	2.50	2.50	2.50	2.50	2.50	2.50
Marble Cliff	0.35	0.35	0.35	1.00	1.00	1.00	1.00	0.35	0.35	0.35
Minerva Park	15.95	15.95	16.05	16.05	16.05	15.85	15.70	15.10	15.10	15.10
New Albany	1.94	1.94	1.94	1.94	1.94	1.94	1.94	1.94	1.94	1.94
Obetz	1.70	1.70	1.70	1.70	1.70	1.70	1.70	1.70	1.70	1.70
Pickerington	7.80	7.80	7.80	7.80	7.80	7.80	7.80	7.80	7.80	7.80
Reynoldsburg	0.70	0.70	0.70	0.70	0.70	0.70	0.70	0.70	0.70	0.70
Riverlea	6.50	6.50	7.00	7.00	7.65	7.65	7.65	25.66	25.90	23.01
Upper Arlington	6.46	6.48	6.48	6.48	6.62	6.62	6.58	6.58	6.58	6.22
Urbancrest	0.60	0.60	0.60	0.60	0.60	0.60	0.60	0.60	0.60	0.60
Valleyview	22.53	22.53	22.53	22.53	22.53	22.53	22.53	22.53	22.53	34.53
Westerville	17.70	17.70	20.30	20.30	20.30	20.30	20.30	20.30	23.10	23.06
Whitehall	1.50	1.50	1.50	1.50	1.50	1.50	1.50	1.50	1.50	1.50
Worthington	5.00	5.00	5.00	5.00	5.00	5.00	5.00	5.00	5.00	5.00
Townships:										
Blendon	\$ 26.56	\$ 26.56	\$ 29.10	\$ 29.10	\$ 30.65	\$ 30.65	\$ 32.51	\$ 32.51	\$ 37.11	\$ 37.20
Brown	12.80	12.80	12.80	12.80	12.80	12.80	17.92	17.92	17.92	17.92
Clinton	29.74	29.74	29.74	29.74	29.74	29.74	29.74	29.74	34.74	34.74
Franklin	25.20	25.20	25.20	25.20	25.20	25.20	25.20	25.20	31.09	35.19
Hamilton	15.80	15.80	16.05	16.05	16.05	16.05	16.55	17.05	21.05	21.05
Jackson	20.20	20.20	20.20	20.20	20.20	20.20	23.95	23.95	23.95	23.95
Jefferson	9.17	9.17	9.17	9.17	9.20	12.20	13.20	15.00	14.90	14.90
Madison	21.80	21.80	21.80	21.80	21.80	21.80	21.80	27.05	27.05	27.05
Mifflin	26.80	24.80	24.80	37.40	37.40	37.40	37.40	37.40	37.40	37.40
Norwich	21.60	21.60	21.60	21.60	21.60	25.72	25.72	25.72	25.72	25.72
Perry	18.10	18.10	18.10	18.10	21.60	21.60	21.60	25.10	25.10	25.10
Plain	15.35	15.35	15.35	15.35	15.35	15.35	15.35	15.25	15.25	15.25
Pleasant	18.70	21.20	21.20	21.20	21.20	21.20	21.20	21.20	21.20	21.20
Prairie	18.20	18.20	18.20	18.20	18.20	18.20	18.20	18.20	18.20	18.20
Sharon	23.50	23.50	23.50	23.50	23.50	23.50	23.50	23.50	23.50	27.50
Truro	16.65	16.65	16.65	16.60	20.50	20.50	20.50	23.00	23.00	23.00
Washington	14.48	14.48	15.45	15.45	15.45	15.45	15.45	15.45	15.45	15.45
Other units:										
Bexley Public Library	\$ -	\$ 1.50	\$ 1.50	\$ 1.50	\$ 1.50	\$ 2.80	\$ 2.80	\$ 2.80	\$ 2.80	\$ 2.80
Columbus Metropolitan Library	2.20	2.20	2.80	2.80	2.80	2.80	2.80	2.80	2.80	2.80
Grandview Heights Public Library	4.70	4.70	4.70	4.70	4.70	4.70	4.70	4.70	4.70	6.70
Delaware County District Library	0.04	1.03	1.00	1.00	1.00	1.00	1.00	1.00	1.00	1.00
Metropolitan Park District	0.65	0.65	0.75	0.75	0.75	0.75	0.75	0.75	0.75	0.75
New Albany-Plain Park District	1.69	1.69	1.69	1.79	1.79	1.59	1.59	1.59	1.59	1.59
Pickerington Public Library	-	0.75	0.75	0.75	0.75	0.75	0.75	0.75	0.75	0.75
Plain City Public Library	-	0.75	0.75	0.75	0.75	0.75	0.75	1.50	1.50	1.50
Southwest Public Library	-	-	1.00	1.00	1.00	1.00	1.00	1.00	1.00	1.00
Upper Arlington Public Library	2.00	2.00	2.00	2.00	2.00	2.00	2.00	2.00	2.00	2.00
Westerville Public Library	0.80	0.80	0.80	2.00	2.00	2.00	2.00	2.00	2.00	2.00
Worthington Public Library	4.80	4.80	4.80	4.80	4.80	4.80	4.80	4.80	4.80	4.80

Source: Franklin County Auditor's Office.

FRANKLIN COUNTY, OHIO
Principal Property Taxpayers
As of December 31, 2017 and December 31, 2008
(Amounts in 000's)

Table 10

2017					2008				
Taxpayer	Assessed Valuation	Rank	Percent of Total	Rank in 2008	Taxpayer	Assessed Valuation	Rank	Percent of Total	
Public utilities:					Public utilities:				
Ohio Power Company	\$ 704,354	1	2.34%	1	Columbus Southern Power Company	\$ 476,590	1	1.70%	
Columbia Gas of Ohio Inc.	145,405	2	0.48%	2	Columbia Gas of Ohio Inc.	63,709	2	0.23%	
AEP Ohio Transmission	123,391	3	0.41%	-	American Electric Power	25,953	3	0.09%	
American Electric Power Service	19,726	4	0.07%	3					
 Real estate:					 Real estate:				
Nationwide Mutual Insurance Company	73,948	1	0.25%	1	Nationwide Mutual Insurance Company	75,530	1	0.27%	
Distribution Land Corp	66,993	2	0.22%	2	Distribution Land Corp.	70,123	2	0.25%	
LSREF3 Bravo LLC	56,559	3	0.19%	-	Duke Realty LP	59,054	3	0.21%	
GLP Capital LP	53,030	4	0.18%	-	Huntington Center	58,100	4	0.21%	
Huntington Center Owner LLC	38,150	5	0.13%	4	Ohio Health Corp.	57,795	5	0.21%	
Easton Gateway LLC	25,375	6	0.08%	-	New Albany Company	20,727	6	0.07%	
Scioto Downs Inc	22,900	7	0.08%	-	Private Individual	20,377	7	0.07%	
Battelle Memorial Institute	20,918	8	0.07%	-	Eastrich No. 167 Corp.	19,354	8	0.07%	
Private Individual	20,669	9	0.07%	7	M/I Homes of Central Ohio	19,108	9	0.07%	
Ashland Oil Inc	19,040	10	0.06%	-	Anheuser Busch, Inc.	18,706	10	0.07%	
 All others	 <u>28,764,699</u>		 <u>95.37%</u>		 All others	 <u>27,014,852</u>		 <u>96.48%</u>	
Total	<u>\$ 30,155,157</u>		<u>100.00%</u>		Total	<u>\$ 27,999,978</u>		<u>100.00%</u>	

Source: Franklin County Auditor's Office.

FRANKLIN COUNTY, OHIO

Property Tax Levies and Collections

Last Ten Years

(Amounts in 000's)

Table 11

Fiscal Year	Equalized Tax Levy ¹	Current Tax Collections ²	Percent of Levy Collected	Delinquent Tax Collections	Total Tax Collections ³	Percent of Total Collections to Levy	Outstanding Delinquent Taxes	Outstanding Delinquent Taxes to Levy
2008	\$ 416,640	\$ 374,242	89.8%	\$ 14,927	\$ 389,169	93.4%	\$ 42,040	10.1%
2009	447,022	398,990	89.3%	16,473	415,463	92.9%	44,455	9.9%
2010	474,325	428,864	90.4%	16,288	445,152	93.8%	40,464	8.5%
2011	474,268	424,455	89.5%	14,977	439,432	92.7%	42,435	8.9%
2012	462,164	409,672	88.6%	15,138	424,810	91.9%	40,221	8.7%
2013	487,303	436,322	89.5%	16,188	452,510	92.9%	36,098	7.4%
2014	462,852	434,540	93.9%	15,628	450,168	97.3%	30,821	6.7%
2015	462,751	439,284	94.9%	13,248	452,532	97.8%	27,574	6.0%
2016	467,787	450,068	96.2%	13,094	463,162	99.0%	23,438	5.0%
2017	475,311	459,202	96.6%	12,176	471,378	99.2%	23,288	4.9%

Source: Franklin County Auditor's Office.

Notes: ¹Levy before adjustment for exempt valuation.

²Current tax collections include state reimbursement for homestead/roll-back.

³Total tax collections include state reimbursement for homestead/roll-back.

FRANKLIN COUNTY, OHIO
 Property Tax Levies - Voted and Unvoted
 (Per \$1,000 of Assessed Value)
 As of December 31, 2017 and December 31, 2008

	2017					
	Full Tax Rate	Effective Rate Res/Agr	Effective Rate Com/Ind	Year of Election	Beginning Year of Collection	Final Year of Collection
General Fund	\$ 1.47	\$ 1.470000	\$ 1.470000	Unvoted		
Children Services	1.90	1.563510	1.767950	2014	2015	2024
Children Services	3.10	2.757087	2.884550	2009	2010	2019
ADAMH Board	2.20	1.956642	2.047100	2015	2017	2021
Board of Developmental Disabilities	3.50	3.112840	3.256750	2011	2013	2018
Board of Developmental Disabilities	3.50	3.112840	3.256750	2008	2009	IND
Zoological Park	0.75	0.620400	0.697875	2015	2016	2025
Office on Aging	1.30	1.156197	1.209650	2017	2018	2022
Office on Aging	0.45	0.401323	0.418725	2017	2018	2022
Total	\$ 18.17	\$ 16.150839	\$ 17.009350			

	2008					
	Full Tax Rate	Effective Rate Res/Agr	Effective Rate Com/Ind	Year of Election	Beginning Year of Collection	Final Year of Collection
General Fund	\$ 1.47	\$ 1.470000	\$ 1.470000	Unvoted		
Children Services	1.90	1.604403	1.772097	2004	2005	2014
Children Services	3.15	2.010197	2.558231	1999	2000	2009
ADAMH Board	2.20	2.189129	2.127747	2005	2007	2016
Board of Developmental Disabilities	3.50	2.595411	3.110982	2001	2003	2012
Board of Developmental Disabilities	3.50	3.496878	3.385053	2008	2009	IND
Zoological Park	0.75	0.636626	0.699512	2004	2005	2015
Office on Aging	0.90	0.897409	0.870442	2007	2008	2012
Total	\$ 17.37	\$ 14.900053	\$ 15.994064			

Source: Franklin County Auditor's Office

Notes: Tax rates displayed are for tax years 2017 and 2008, to be collected in 2018 and 2009 respectively
 IND - Indefinite

FRANKLIN COUNTY, OHIO
 Other Major General Fund Revenue Sources
 Last Ten Years
 (Amounts in 000's)

Table 13

County sales tax:

The County imposed a one-half percent sales tax increase effective September 1, 1985, an additional one-fourth percent effective October 1, 2005 and an additional one-fourth percent effective January 1, 2014. A temporary one-fourth percent sales tax became effective October 1, 2005, and expired December 31, 2007. A temporary one-fourth percent sales tax became effective January 1, 2014 and was due to expire on December 31, 2018. However, the County Commissioners passed a resolution on December 19, 2017 that this tax shall not expire on December 31, 2018 but shall continue for an unspecified, continuing period of time. The sales tax may be repealed if a majority of voters approve the repeal at a general election. The question of repeal must be placed on the ballot by a petition signed by qualified voters equal to 10% of those voting for governor in the last gubernatorial election. No such petition has been filed with the County Board of Elections.

Local Government fund:

The Ohio local government fund was created by statute and is comprised of designated state revenues, which are distributed to each county and then allocated among the county and cities, villages and townships in the county on the basis of statutory formulas.

The following table shows sales taxes and local government fund revenue for the County:

Fiscal Year	Sales Tax			Local Government Fund
	Levy	Cash Basis*	Accrual Basis	
2008	0.75%	\$ 144,854	\$ 130,723	\$ 26,383
2009	0.75%	122,586	124,249	22,229
2010	0.75%	127,807	130,876	23,600
2011	0.75%	135,890	138,479	20,661
2012	0.75%	144,760	148,245	11,491
2013	0.75%	152,492	155,758	12,073
2014	1.25%	237,688	272,497	11,372
2015	1.25%	285,942	293,785	13,390
2016	1.25%	302,531	308,532	12,281
2017	1.25%	302,081	301,223	12,738

Source: Franklin County Auditor's Office.

* - Excludes 1% administration fee

FRANKLIN COUNTY, OHIO
Ratios of Outstanding Debt by Type
Last Ten Years
(Amounts in 000's, Except Per Capita)

Table 14

Fiscal Year	Governmental Activities							Business-type Activities				Total Primary Government	Personal Income			Debt Per Capita
	General Obligation Bonds	General Obligation Notes	Special Obligation Bonds	Special Obligation Notes	Loans	Capital Leases	Total	Bonds	Notes	Loans	Total		Total ¹	Percentage	Population ²	
2008	\$ 229,835	\$ -	\$ 27,500	\$ 15,000	\$ 4,761	\$ 1,409	\$ 278,505	\$ 2,770	\$ -	\$ 6,426	\$ 9,196	\$ 287,701	\$ 46,108,000	0.62%	1,164,725	\$ 247.01
2009	238,820	22,600	27,500	15,000	5,996	1,175	311,091	1,895	-	6,443	8,338	319,429	46,720,000	0.68%	1,167,641	273.57
2010	279,805	-	26,865	12,000	5,635	890	325,195	9,740	-	6,519	16,259	341,454	48,999,000	0.70%	1,173,158	291.06
2011	266,560	-	26,195	12,000	7,368	23,179	335,302	8,770	-	8,459	17,229	352,531	47,832,000	0.74%	1,168,018	301.82
2012	254,660	-	25,495	10,000	10,428	24,626	325,209	8,770	-	8,266	17,036	342,245	48,714,000	0.70%	1,174,435	291.41
2013	288,955	8,527	24,755	8,000	11,550	24,055	365,842	8,770	-	11,318	20,088	385,930	49,947,000	0.77%	1,183,593	326.07
2014	290,158	8,009	23,980	6,000	4,188	23,409	355,744	8,862	-	11,438	20,300	376,044	54,675,000	0.69%	1,192,653	315.30
2015	281,118	7,482	23,165	4,000	3,902	22,837	342,504	8,780	-	13,056	21,836	364,340	57,238,000	0.64%	1,202,423	303.00
2016	271,773	6,947	22,730	-	3,615	21,866	326,931	12,761	6,500	13,204	32,465	359,396	61,792,000	0.58%	1,253,522	286.71
2017	256,138	6,405	21,680	-	3,327	20,648	308,198	12,259	6,500	12,332	31,091	339,289	64,449,000	0.53%	1,291,981	262.61

Source: Franklin County Auditor's Office.

Notes: ¹ Estimated based on information provided by Woods & Poole Economics.

² Estimates by Mid-Ohio Regional Planning Commission.

FRANKLIN COUNTY, OHIO
Ratios of General Bonded Debt Outstanding
Last Ten Years
(Amounts in 000's)

Table 15

Tax Year	Population ^{1,2}	Assessed Value	Gross Bonded Debt ³	Less Assigned Debt Service Funds ⁴	Less Debt Supported by Non-Tax Revenues ⁵	Net General Bonded Debt	Ratio of Net General Bonded Debt to Assessed Value	Net General Bonded Debt per Capita ²
2008	1,164,725	\$ 27,999,978	\$ 260,105	\$ 11,375	\$ 32,825	\$ 215,905	0.771%	\$ 185.37
2009	1,167,641	28,096,506	290,815	10,375	31,725	248,715	0.885%	213.01
2010	1,173,158	27,984,334	316,410	9,315	48,010	259,085	0.926%	220.84
2011	1,168,018	26,303,009	301,525	8,191	44,995	248,339	0.944%	212.62
2012	1,174,835	26,124,038	299,239	7,000	42,840	249,399	0.955%	212.28
2013	1,183,593	26,160,709	322,480	5,750	40,570	276,160	1.056%	233.32
2014	1,192,653	26,358,683	323,000	4,425	37,910	280,665	1.065%	235.33
2015	1,202,423	26,642,445	313,063	3,030	35,325	274,708	1.031%	228.46
2016	1,253,522	27,067,823	307,264	1,455	35,090	270,719	1.000%	215.97
2017	1,291,981	30,155,157	290,077	4,849	45,902	239,326	0.794%	185.24

Sources:

¹ Estimates by Mid-Ohio Regional Planning Commission.

² Population and Net Bonded Debt per Capita amounts are not in thousands.

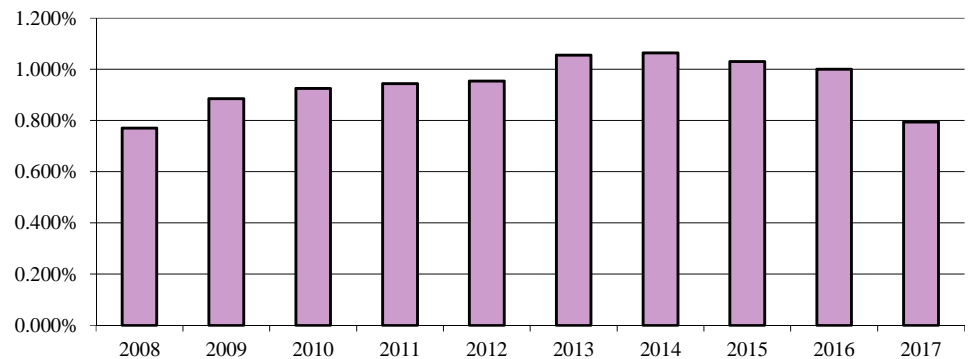
³ Gross Bonded Debt and is calculated as follows for 2017:

General obligation bonds	\$ 256,138
Special obligation bonds	21,680
Bonds supported by enterprise revenues	12,259
	\$ 290,077

⁴ Resources available in the general obligation debt service fund to pay principal of outstanding debt.

⁵ Includes bonds supported by enterprise revenues, leases, and special obligations payable from non-tax revenues.

Ratio of Net Bonded Debt to Assessed Value



FRANKLIN COUNTY, OHIO

Computation of Legal Debt Margin
Last Ten Years
(Amounts in 000's)

	2008	2009	2010	2011	2012	2013	2014	2015	2016	2017
Total assessed property value	\$ 27,999,978	\$ 28,096,506	\$ 27,984,334	\$ 26,303,009	\$ 26,124,038	\$ 26,160,709	\$ 26,358,683	\$ 26,642,445	\$ 27,067,823	\$ 30,155,157
Total debt limit:										
Debt limit of assessed value ¹	\$ 698,499	\$ 700,913	\$ 698,108	\$ 656,075	\$ 651,601	\$ 652,518	\$ 657,467	\$ 664,561	\$ 675,196	\$ 752,379
Amount of debt applicable to limit:										
General obligation bonds and notes	196,265	210,120	230,395	222,490	213,695	251,245	240,085	227,465	223,500	211,705
Less amount available in debt service fund	-	(2)	-	-	-	-	-	-	-	-
Amount of debt subject to limit	196,265	210,118	230,395	222,490	213,695	251,245	240,085	227,465	223,500	211,705
Legal debt margin	\$ 502,234	\$ 490,795	\$ 467,713	\$ 433,585	\$ 437,906	\$ 401,273	\$ 417,382	\$ 437,096	\$ 451,696	\$ 540,674
Legal debt margin as a percentage of the debt limit	71.90%	70.02%	67.00%	66.09%	67.20%	61.50%	63.48%	65.77%	66.90%	71.86%
Unvoted debt limit:										
Unvoted debt limit of assessed value ²	\$ 280,000	\$ 280,965	\$ 279,843	\$ 263,030	\$ 261,240	\$ 261,607	\$ 263,587	\$ 266,424	\$ 270,678	\$ 301,552
Amount of debt subject to limit	196,265	210,118	230,395	222,490	213,695	251,245	240,085	227,465	223,500	211,705
Unvoted legal debt margin	\$ 83,735	\$ 70,847	\$ 49,448	\$ 40,540	\$ 47,545	\$ 10,362	\$ 23,502	\$ 38,959	\$ 47,178	\$ 89,847
Unvoted legal debt margin as a percentage of the unvoted debt limit	29.91%	25.22%	17.67%	15.41%	18.20%	3.96%	8.92%	14.62%	17.43%	29.79%

Notes: ¹ Debt limit is a total of a sum equal to three percent of the first \$100,000,000 of the assessed valuation plus one and one-half percent of such valuation in excess of \$100,000,000 and not in excess of \$300,000,000 plus two and one-half percent of such valuation in excess of \$300,000,000.

² Debt limit is one percent of total assessed valuation.

General obligation bonds, notes and loans subject to debt limit calculations:

Governmental activities:	
General obligation bonds	\$ 230,700
General obligation notes	6,405
Taxable special obligation bonds	21,680
Loans	3,327
	<u>262,112</u>
Business-type activities:	
General obligation bonds	11,890
General obligation notes	6,500
Loans	12,332
	<u>30,722</u>
Total outstanding debt	292,834
Exemptions:	
Self-supported debt	45,902
Used for construction of solid waste facilities	6,500
Used for energy conservation measures	23,390
Used for road or bridge construction	5,337
Total exemptions	<u>81,129</u>
Net debt	<u>\$ 211,705</u>

FRANKLIN COUNTY, OHIO

Outstanding Debt

As of December 31, 2017 and December 31, 2008

(Amounts in 000's)

Table 17

2017		2008	
Total debt outstanding:	\$ 292,834	Total debt outstanding:	\$ 286,292
Exempt debt:		Exempt debt:	
Series 2007 stadium facility project bonds	21,680	Mental health building bonds	70
Series 2010 sanitary sewer bonds	1,720	Series 2003 refunding bonds ¹	9,795
Series 2013 energy conservation notes	6,405	Series 2005 road improvements bonds	3,730
Series 2014 energy conservation bonds	16,985	Series 2005 refunding bonds ²	17,845
Series 2014 road improvements bonds	2,010	Series 2007 road improvements bonds	4,900
Series 2014 sanitary sewer bonds	6,530	Series 2007 stadium facility project bonds	27,500
Series 2016 parking facilities bonds	3,640	Series 2007 stadium facility project notes	15,000
Series 2017 sewer improvement notes	6,500	Governmental activities - OPWC loans	4,761
Governmental activities - OPWC loans	3,327	Business-type activities - OPWC/OWDA loans	6,426
Business-type activities - OPWC/OWDA/ODOT loans	12,332		
Total exempt debt	<u>81,129</u>	Total exempt debt	<u>90,027</u>
Total non-exempt debt ³	<u>\$ 211,705</u>	Total non-exempt debt ³	<u>\$ 196,265</u>

Source: Franklin County Auditor's Office.

Notes:

¹Exempt portion of series 2003 refunding bonds includes:

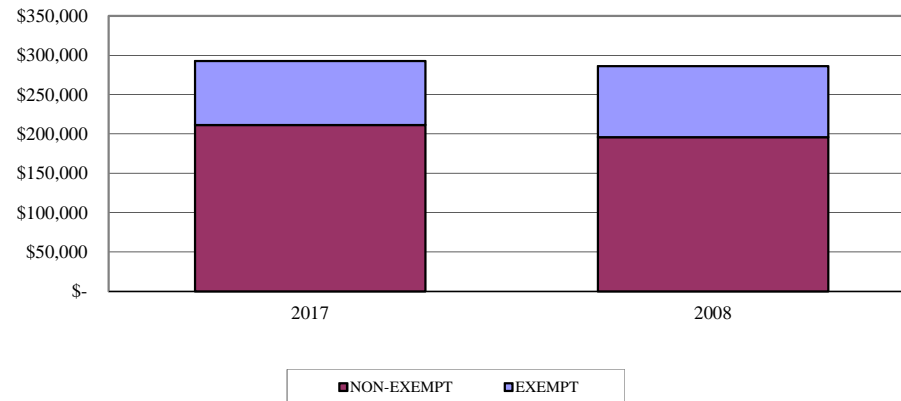
Juvenile detention center	\$ 7,025
Detention center garage	2,770
	<u>\$ 9,795</u>

²Exempt portion of series 2005 refunding bonds includes:

Solid Waste Authority	\$ 11,375
Corrections center	3,915
Maryhaven facility	2,555
	<u>\$ 17,845</u>

³All of the County's outstanding non-exempt debt is in the form of bonds.

Debt Outstanding



FRANKLIN COUNTY, OHIO
 Computation of Direct and Overlapping Debt
 As of December 31, 2017
 (Amounts in 000's)

Table 18

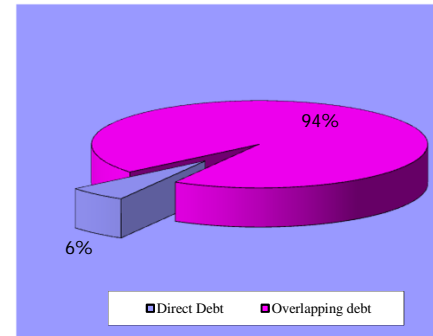
Political Subdivision	Debt Outstanding	Estimated Percentage Applicable ¹	Estimated Share of Overlapping Debt ¹
Direct debt:			
Franklin County ²	\$ 308,198	100.0%	\$ 308,198
Entities wholly within County:			
Cities	244,125	100.0%	244,125
Villages	30,400	100.0%	30,400
Townships	25,155	100.0%	25,155
School districts	662,593	100.0%	662,593
Other	70,065	100.0%	70,065
Entities partially within County:			
Cities	3,542,263	91.2%	3,230,543
School districts	1,350,608	56.8%	767,145
Special district	94,579	71.0%	67,151
Total overlapping debt	<u>6,019,788</u>		<u>5,097,177</u>
Total direct and overlapping debt	<u>\$ 6,327,986</u>		<u>\$ 5,405,375</u>

Source: Debt schedules submitted by political subdivisions to the Franklin County Budget Commission and Settlement Division and the Ohio Municipal Advisory Council.

Note: ¹Some political subdivisions are not wholly located within the legal boundaries of Franklin County. For those entities, the amount applicable to Franklin County is determined by dividing the assessed valuation of the Franklin County portion of the subdivision by the total assessed valuation. 2017 tax year valuations were used. Major entities partially within Franklin County include the cities of Columbus, Dublin, Pickerington, Reynoldsburg, and Westerville.

²Direct debt of Franklin County includes the following:

Governmental activities:	
General obligation bonds	\$ 256,138
General obligation notes	6,405
Special obligation bonds	21,680
Special obligation loans	3,327
Capital leases	20,648
	<u>\$ 308,198</u>



FRANKLIN COUNTY, OHIO
Pledged Revenue Coverage for Special Obligations
Last Ten Years
(Amounts in 000's)

Table 19

Tax Year	Licenses and Permits	Fees and Charges for Services	Fines and Forfeitures	Investment Income	Other Revenues	Sales of Capital Assets	Net Available Revenue	Debt Service		Coverage
								Principal ¹	Interest	
2008	\$ 455	\$ 48,019	\$ 598	\$ 43,286	\$ 4,308	\$ 105	\$ 96,771	\$ -	\$ 2,035	47.6
2009	402	43,406	1,655	15,550	3,679	115	64,807	-	2,131	30.4
2010	445	49,903	1,356	16,508	5,516	69	73,797	3,635	1,969	13.2
2011	403	52,185	1,265	13,783	4,877	13	72,526	670	1,605	31.9
2012	378	54,588	1,079	9,220	4,054	10	69,329	2,700	1,570	16.2
2013	397	53,561	1,194	2,098	2,949	22	60,221	2,740	1,489	14.2
2014	496	57,069	999	8,494	2,600	29	69,687	2,775	1,431	16.6
2015	510	53,001	1,079	9,572	2,563	26	66,751	2,815	1,373	15.9
2016	596	59,870	1,063	8,055	4,300	245	74,129	4,860	1,336	12.0
2017	781	60,272	1,063	13,146	13,278	41	88,581	1,050	1,033	42.5

Source: Franklin County Auditor's Office.

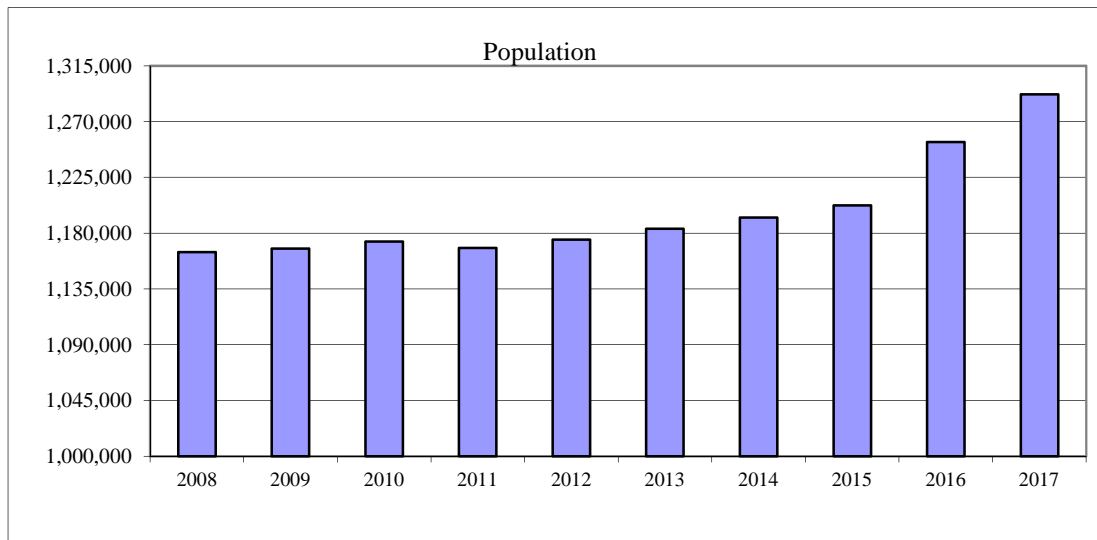
Note: The County issued no taxable special obligation bonds in 2017 for the purpose of retiring previously issued bonds used to pay a portion of the cost of acquiring, constructing, installing, and equipping a county park and recreation facility, including a baseball stadium. The special obligation bonds do not represent general obligation debt or a pledge of the full faith and credit or taxing power of the County. The special obligations are payable solely from, and secured by, a pledge of project revenues and the above non-tax General Fund revenues of the County. As of December 31, 2017, \$21,680,000 of the bonds remain outstanding.

¹ Does not include principal payments due to refinancing of bond anticipation notes.

FRANKLIN COUNTY, OHIO
Demographic and Economic Statistics
Last Ten Years

Table 20

Year	Demographics				Average Unemployment Rates ⁴		
	Population ¹	Per Capita Income ²	Median Age ²	K-12 School Enrollment ³	Franklin County	State of Ohio	United States
2008	1,164,725	\$ 40,009	34.4	208,115	5.5%	6.5%	5.8%
2009	1,167,641	41,077	34.6	201,833	8.3%	11.8%	10.6%
2010	1,173,158	39,473	33.6	201,738	8.5%	10.1%	9.8%
2011	1,168,018	40,609	33.4	193,476	7.6%	7.6%	8.3%
2012	1,174,835	40,981	33.6	202,388	6.1%	7.2%	8.1%
2013	1,183,593	41,666	33.6	220,998	6.2%	7.4%	7.4%
2014	1,192,653	44,723	33.9	220,998	4.8%	5.7%	6.2%
2015	1,202,423	46,104	34.0	217,511	4.1%	4.9%	5.3%
2016	1,253,522	48,941	34.1	217,822	4.0%	4.9%	4.9%
2017	1,291,981	50,514	34.0	217,022	4.0%	5.0%	4.4%



Source: ¹ Estimates by Mid-Ohio Regional Planning Commission.
² Provided by Woods & Poole Economics Inc.
³ Ohio Department of Education, Division of Information Management Services.
⁴ Ohio Department of Job and Family Services, Ohio Labor Market Information.

FRANKLIN COUNTY, OHIO
Principal Employers
As of December 31, 2017 and December 31, 2008

Table 21

Employer	Principal Business	2017			
		Number of Employees	Rank	Percentage of Total Employment	Rank in 2008
The Ohio State University	Education	30,804	1	4.68%	2
State of Ohio	Government	24,067	2	3.65%	1
Kroger Company	Retail	22,821	3	3.47%	-
Ohio Health	Health Care	21,117	4	3.21%	6
JP Morgan Chase & Co	Finance	18,600	5	2.82%	3
Nationwide	Finance	14,100	6	2.14%	4
Nationwide Children's Hospital	Health Care	10,032	7	1.52%	-
Mount Carmel Health System	Health Care	8,852	8	1.34%	-
City of Columbus	Government	8,815	9	1.34%	8
Columbus City Schools	Education	8,004	10	1.22%	7
Total principal employers		167,212		25.39%	
Total employment within the County		658,600		100.00%	
Employer	Principal Business	2008			
		Number of Employees	Rank	Percentage of Total Employment	Rank in 2017
State of Ohio	Government	24,492	1	4.18%	2
The Ohio State University	Education	21,107	2	3.60%	1
JP Morgan Chase	Finance	14,689	3	2.50%	5
Nationwide	Insurance	11,441	4	1.95%	6
United States Government	Government	10,762	5	1.84%	-
Ohio Health	Health Care	10,592	6	1.81%	4
Columbus City Schools	Education	8,276	7	1.41%	10
City of Columbus	Government	8,227	8	1.40%	9
Franklin County	Government	6,310	9	1.08%	-
Limited Brands Inc	Retail	6,250	10	1.07%	-
Total principal employers		122,146		20.84%	
Total employment within the County		586,400		100.00%	

Source: Business First, Book of Lists, 2017 and 2018. Franklin County adjusted to reflect reporting entity.

FRANKLIN COUNTY, OHIO
County Government Employees by Function/Activity
Last Ten Years

Table 22

	2008	2009	2010	2011	2012	2013	2014	2015	2016	2017
General government:										
Commissioners	25.5	26.5	29.0	25.5	28.0	28.5	28.5	26.0	30.0	31.5
Purchasing	16.0	17.0	18.0	16.0	17.0	17.0	17.0	20.0	20.0	19.0
Public facilities management ¹	218.5	216.5	227.5	226.5	211.5	210.5	213.0	142.0	137.5	141.0
Fleet management	7.0	8.0	8.0	8.0	8.0	9.0	9.0	9.0	10.0	9.0
Human resources	24.0	28.0	25.0	24.5	24.5	22.0	22.0	27.0	25.0	26.0
Auditor	117.0	119.5	114.5	114.0	118.5	129.0	132.0	127.5	113.5	115.5
Data center	65.5	65.5	66.5	65.5	62.5	63.0	63.0	60.0	49.0	53.0
Recorder	59.0	57.0	50.5	47.0	44.0	49.0	50.0	65.0	51.5	48.5
Treasurer	47.0	46.5	46.0	48.5	48.5	47.5	47.0	47.0	43.5	44.5
Board of elections	50.0	65.0	64.0	64.5	64.5	62.0	63.0	85.0	47.5	49.0
Clerk of courts	224.5	225.0	216.5	213.0	203.0	201.5	205.0	204.0	205.0	192.0
Judicial:										
Prosecuting attorney	202.0	200.5	189.5	180.0	178.0	191.5	184.0	200.0	195.0	196.5
Public defender	142.5	147.0	146.5	140.5	144.5	145.0	143.5	146.5	140.5	144.5
Court of appeals	40.0	40.0	36.0	39.0	37.0	40.0	37.0	37.0	37.0	38.0
Common pleas court	231.0	230.0	232.0	229.5	228.0	229.5	227.5	231.5	233.0	227.5
Domestic and juvenile court	371.5	365.5	346.5	340.5	338.5	339.5	333.5	348.5	350.5	353.5
Probate court	48.0	50.0	49.0	52.0	53.0	56.5	54.5	62.0	61.5	59.0
Municipal court ²	23.5	24.5	25.0	24.0	23.0	24.5	24.5	21.5	27.0	25.0
Law library	-	-	6.5	5.5	3.0	5.0	4.0	5.0	5.0	6.0
Public safety:										
Coroner	28.0	30.0	30.5	29.5	29.5	27.5	27.5	33.5	35.5	32.5
Sheriff	869.5	866.0	861.5	817.5	779.5	827.5	831.5	1,107.0	1,152.0	1,159.0
Emergency management agency	9.0	10.5	9.5	10.0	12.5	12.0	10.5	12.0	10.0	9.5
Animal care and control	61.5	60.0	56.5	56.5	55.5	57.0	57.5	45.0	56.5	59.5
Homeland security and justice programs unit	5.5	8.0	9.0	8.0	6.0	6.0	6.0	7.5	9.5	10.5
Human services:										
Veterans service commission	19.5	20.5	19.5	21.5	22.5	22.5	22.5	24.0	23.5	23.0
Office on aging	85.0	87.0	86.0	85.0	80.0	84.0	85.0	86.0	89.0	92.0
Job and family services	650.5	621.0	618.5	565.5	588.0	564.5	576.0	561.5	586.0	615.0
Children services board	692.5	682.5	714.5	708.0	692.5	719.5	716.0	730.5	740.0	801.5
Child support enforcement agency	261.0	270.0	267.0	246.0	238.0	250.0	250.0	239.5	252.0	243.0
Guardianship service board	-	-	-	-	-	-	-	6.0	9.0	10.5
Health:										
Board of developmental disabilities	1,266.5	1,296.5	1,275.5	1,230.5	1,164.0	1,160.0	1,127.5	1,091.0	1,068.5	1,044.5
ADAMH board	58.0	53.5	47.5	45.5	46.0	44.0	46.5	46.5	47.5	45.5
Public works:										
Engineer	186.5	179.0	182.0	186.0	184.5	184.5	182.0	185.5	178.0	175.5
Community and economic development:										
Economic development and planning	20.0	20.0	21.5	20.5	21.5	17.5	18.5	21.5	19.5	20.0
Water and sewer operations:										
Sanitary engineer	15.0	14.0	15.0	17.0	12.0	13.0	13.0	14.5	17.5	16.5
Parking facilities operations:										
Public facilities management	7.5	8.5	9.0	9.0	8.0	8.0	8.0	8.0	7.0	6.0
Total	<u>6,148.0</u>	<u>6,159.0</u>	<u>6,119.5</u>	<u>5,920.0</u>	<u>5,775.0</u>	<u>5,868.0</u>	<u>5,836.0</u>	<u>6,084.0</u>	<u>6,083.0</u>	<u>6,143.0</u>

Source: Franklin County Auditor's Office.

Method: 1.0 for each full time and .5 for each part-time employee. Includes 5,991 full-time employees and 152 full-time equivalents for part-time employees as of December 31, 2017.

Notes: ¹ Total employment declined from 2014 to 2015 due to security employees being transferred from Public Facilities Management to the Sheriff.

² The County pays a portion of the salaries for judges and magistrates; in general, municipal court employees are paid by the City of Columbus.

FRANKLIN COUNTY, OHIO
 Operating Indicators and Capital Asset Statistics
 Last Ten Years

Table 23

	2008	2009	2010	2011	2012	2013	2014	2015	2016	2017
General government:										
Commissioners:										
Number of resolutions presented	1,078	1,022	989	928	894	962	913	947	924	919
Purchasing:										
Number of purchase orders issued	8,168	7,981	8,441	8,483	8,089	7,947	7,368	7,192	7,261	7,032
Public facilities management:										
Number of buildings maintained										
County owned	22	24	24	21	22	20	28	25	25	26
Non-county owned	10	10	10	9	8	8	14	14	14	13
Fleet management:										
Number of titled vehicles	336	350	345	342	352	369	371	390	402	406
Human resources:										
Number of workers compensation claims filed	394	411	462	357	303	281	257	283	242	275
Auditor:										
Real estate										
Number of parcels on file	433,051	435,356	437,762	440,240	442,378	443,851	445,854	427,096	428,311	429,687
Fiscal services										
Number of payment requests processed	403,001	401,461	395,350	412,809	361,806	346,715	352,647	352,398	362,806	348,768
Data center:										
Number of users supported	3,582	3,634	3,654	3,654	3,654	3,692	3,692	3,469	3,500	3,512
Recorder:										
Number of deeds recorded	42,449	39,021	39,962	37,201	42,690	48,289	46,907	34,939	36,208	37,206
Number of mortgages recorded	47,634	51,174	48,954	45,289	55,813	57,120	42,036	41,020	45,440	44,635
Board of elections:										
Number of registered voters	846,343	842,186	811,831	755,410	809,374	794,288	803,863	831,277	843,432	853,888
Number of voters last general election	564,971	264,406	388,698	336,526	574,610	156,561	199,146	305,255	593,435	202,511
Percentage of registered voters that voted	66.8%	31.4%	47.9%	44.8%	71.0%	19.8%	37.2%	36.7%	70.4%	23.7%
Clerk of courts:										
Number of titles processed	610,592	569,288	527,157	493,820	517,584	548,939	586,811	569,470	570,245	551,142
Judicial:										
Prosecuting attorney:										
Number of criminal cases set for trial										
	39,107	38,239	37,097	40,188	46,745	39,029	38,084	38,752	37,806	33,598
Number of civil cases opened										
	580	605	519	707	664	619	640	938	992	782
Public defender:										
Number of cases filed	64,396	61,709	66,173	81,023	59,553	58,225	54,038	51,221	53,171	54,586
Court of appeals:										
Number of cases filed	1,128	1,217	1,208	1,159	1,093	1,099	1,068	1,239	895	921
Common pleas court:										
Number of civil cases filed	67,956	74,397	72,211	73,291	67,879	76,646	78,073	69,071	56,101	84,334
Number of criminal cases filed	10,553	9,329	9,123	8,524	8,284	8,541	8,198	8,144	8,984	8,575
Number of court rooms	17	17	17	17	24	24	24	32	32	32
Domestic and juvenile court:										
Number of cases filed	22,196	17,308	21,496	20,349	19,924	20,538	26,447	25,431	25,013	25,132

(Continued on next page)

FRANKLIN COUNTY, OHIO
 Operating Indicators and Capital Asset Statistics
 Last Ten Years

Table 23

	2008	2009	2010	2011	2012	2013	2014	2015	2016	2017
Probate court:										
Number of civil cases filed	247	300	286	387	263	339	326	316	270	280
Number of court rooms	1	1	2	2	2	2	2	2	2	2
Municipal court:										
Number of civil cases filed	52,772	47,604	52,085	48,867	48,771	42,393	44,257	36,783	36,074	40,417
Number of criminal cases filed	151,875	150,983	129,720	125,148	146,343	143,147	144,517	138,283	134,829	133,748
Number of small claims cases filed	8,436	8,348	7,147	6,338	6,721	6,273	6,849	5,995	5,911	5,827
Number of court rooms	16	16	16	23	23	23	23	23	23	23
Public safety:										
Coroner:										
Number of autopsies performed	967	951	1,150	1,134	1,139	1,092	1,147	1,242	1,236	1,375
Sheriff:										
Jail operation										
Average daily jail census	2,156	1,957	1,899	1,916	1,881	1,855	1,903	1,876	1,925	1,957
Prisoners booked	38,112	34,595	31,386	31,925	32,268	30,556	28,862	26,767	28,366	28,953
Prisoners released	38,141	34,535	31,227	31,745	32,322	30,134	29,089	26,714	28,246	28,889
Enforcement										
Number of incidents reported	148,582	160,769	157,067	149,924	149,533	133,519	129,711	129,666	130,389	144,046
Number of enforcement actions	35,198	35,340	32,880	30,765	32,709	28,742	35,539	31,861	31,436	29,697
Number of civil papers served	125,549	135,077	112,360	113,804	105,809	101,733	107,838	100,048	97,790	92,398
Number of runs dispatched	329,629	293,831	309,883	321,792	329,340	307,863	326,733	335,638	350,953	345,984
Number of Sheriff's vehicles	194	209	204	196	227	236	249	266	279	264
Emergency management agency:										
Number of emergency responses	18	10	9	19	14	16	19	22	20	22
Animal care and control:										
Number of service requests	17,134	16,198	16,102	16,214	16,116	14,137	13,497	13,545	14,985	15,355
Number of dogs impounded	13,035	12,783	13,062	12,666	11,697	11,727	10,918	10,347	10,174	9,991
Number of dogs adopted/returned to owner	6,746	6,570	6,763	6,277	6,709	6,388	5,530	6,621	7,098	6,824
Human services:										
Veterans service commission:										
Number of veterans entering office	17,675	23,727	24,709	27,341	24,464	27,768	26,079	27,209	31,244	34,844
Number of financial claims filed	5,912	6,451	6,130	6,293	4,307	4,810	3,895	3,487	3,314	3,015
Number of veterans receiving financial assistance	4,726	5,179	5,697	5,592	4,000	4,528	3,479	3,206	3,173	2,882
Office on aging:										
Number of seniors served	8,521	8,083	7,544	7,134	7,669	8,045	8,687	9,015	9,069	9,254
Home delivered meals provided	588,458	580,365	485,148	448,422	494,630	522,404	585,950	645,488	651,907	673,446
Miles of transportation provided	1,404,902	1,372,223	1,260,040	1,337,384	1,443,588	1,515,720	1,900,947	2,076,831	2,115,654	2,036,021
Job and family services:										
Number of clients - child care	14,859	19,741	20,852	20,853	18,653	21,111	33,258	32,891	33,467	22,932
Number of clients - food stamps	159,093	189,683	206,953	215,530	223,322	225,805	280,729	272,165	268,293	171,377
Number of clients - cash assistance	27,049	34,842	33,949	27,271	22,050	20,216	29,127	25,327	23,989	11,572
Number of clients - medicaid	204,887	226,728	240,927	236,780	252,849	259,848	329,804	339,419	351,699	349,058
Number of clients - career or job services	36,600	38,196	34,062	17,035	14,747	8,612	8,500	1,653	3,724	8,150
Number of clients - job placement	6,315	10,417	4,234	2,828	1,538	1,832	1,114	1,107	1,410	1,340

(Continued on next page)

FRANKLIN COUNTY, OHIO
 Operating Indicators and Capital Asset Statistics
 Last Ten Years

Table 23

	2008	2009	2010	2011	2012	2013	2014	2015	2016	2017
Children services:										
Number of children helped through direct services	8,999	11,069	11,136	11,115	12,188	10,805	10,948	12,216	12,860	14,378
Number of children adopted	199	153	166	201	142	153	152	152	170	176
Number of child welfare investigations	10,597	11,683	12,152	12,729	11,742	12,381	12,444	12,647	11,818	11,771
Number of children served in foster home care	2,985	2,649	2,481	2,496	2,349	2,347	2,261	2,277	2,383	2,440
Number of children served in all paid placement	3,837	3,308	3,205	3,264	3,065	3,106	3,146	3,170	3,320	3,238
Child support enforcement agency:										
Number of active support orders	48,536	54,704	57,313	60,196	62,956	64,505	64,607	75,561	65,976	66,133
Percentage collected-level of service	82.5%	83.1%	83.1%	82.5%	82.7%	82.1%	81.1%	80.7%	80.7%	69.5%
Health:										
FCBDD:										
Number served										
Early intervention/education program	3,191	4,192	5,377	5,366	5,363	5,255	5,436	4,560	5,149	5,462
Sheltered workshop/community employment program	2,322	2,115	2,224	2,289	2,300	2,266	2,198	2,375	2,965	2,800
Habilitation	518	518	553	614	662	664	699	612	630	625
Number of facilities	13	14	15	15	15	15	15	15	15	15
Number of buses	204	204	200	173	152	149	155	137	135	115
ADAMH Board:										
Number of adults treated	28,851	30,797	28,000	29,354	27,822	18,616	18,380	16,551	16,600	17,069
Number of children and adolescents treated ¹	11,958	11,838	13,471	14,779	12,480	3,153	4,136	3,794	3,800	3,449
Number of adults receiving prevention services	29,713	17,391	23,226	24,682	21,063	23,661	35,898	47,157	47,200	29,033
Number of children and adolescents receiving prevention services	61,736	34,070	13,558	15,407	16,215	19,600	20,060	32,442	32,400	34,422
Public works:										
Engineer:										
Miles of road maintained	275	273	272	271	271	271	270	267	263	262
Miles of road resurfaced	17	11	6	5	13	11	16	13	12	13
Number of County maintained bridges	372	370	365	352	351	353	355	355	346	357
Water and sewer operations:										
Miles of water mains	62	62	62	62	62	62	62	60	75	75
Miles of sanitary sewer lines	95	95	96	96	96	96	96	100	146	146
Number of sewer and water treatment facilities	5	5	5	5	5	5	5	5	5	5
Number of pumping stations	12	12	13	14	14	14	14	14	14	14
Number of water customers	3,883	3,883	3,818	4,045	3,818	3,671	4,588	4,379	4,450	4,350
Number of sewer customers	5,767	5,767	5,721	5,676	5,685	5,341	6,462	6,335	6,436	6,352
Parking facilities:										
Number of parking facilities managed	4	4	4	4	4	4	2	4	4	4

Source: Various Franklin County agencies.

¹ ADAMH Board no longer managed the Medicaid program on the local level after 2012.

FRANKLIN COUNTY, OHIO
Securities and Exchange Commission Rule 15c2-12
Compliance Information
As of December 31, 2017

On June 5, 2018, the County issued Various Purpose Sales Tax Revenue Bonds, Series 2018 in the amount of \$200 million for the purpose of financing permanent improvements including \$200 million for Phase 2 of the Public Safety Center.

The following description of significant events is provided in compliance with the Rule for existing obligations outstanding at December 31, 2017.

1. There were no delinquencies of principal and/or interest payments.
2. There were no non-payment related defaults.
3. There have been no modifications to rights of the holders of the County's obligations.
4. On November 20, 2017, the County issued Series 2017 General Obligation-Limited Tax Tax-Exempt Sewer Improvement Notes in the amount of \$6,500,000 with an interest rate of 2.125% (maturing November 20, 2018) for the purpose of improving and equipping certain sewer facilities known as the Mon-E-Bak and Brown Road East Sewer project.
5. There were no calls of the County's obligations outstanding during 2017, nor did the County defease any other bonds during 2017.
6. There were no rating changes during 2017. The County maintains the highest long-term bond rating given by both Moody's Investor Services (Aaa) and Standard & Poor's (AAA) for its general obligation debt.
7. There have been no adverse tax opinions or events affecting the tax-exempt status of any of the County's outstanding obligations.
8. There were no unscheduled draws on debt service reserves reflecting financial difficulties.
9. There were no unscheduled draws on credit enhancements reflecting financial difficulties.
10. There was no substitution of credit or liquidity providers, nor was there a failure to perform.
11. The County did not release, substitute or sell any property securing repayment of its obligations.
12. The County will continue to provide all necessary annual information by filing its Comprehensive Annual Financial Report with the Municipal Securities Rulemaking Board through the use of the MSRB's electronic portal "EMMA," short for Electronic Municipal Market Access.



373 S. High Street – 21st Floor
Columbus, Ohio 43215-6310
www.FranklinCountyOhio.gov